


# *Yavapai* COLLEGE

---



## **Prescott High School Student Survey Executive Summary Conducted Spring 2008**

**The Office of Institutional Research**  
Tom Hughes, Director  
Diane Mazmanian, Sr. Research Analyst  
Sandra Thurman-Jackson, Research Analyst  
Laurie Beaman, Administrative Assistant

**September 2008**

## **Executive Summary Prescott High School Student Study Conducted Spring 2008**

This document provides the results from a survey conducted in May 2008 for the purpose of determining Prescott High School's students' plans after graduation. The survey explored: what the students' future plans are regarding college; whom and what factors influence their college decision making; the students' perceptions of Yavapai Community College.

Yavapai College provided the student surveys to Prescott High School administrators. The surveys were distributed by teachers to 293 juniors and seniors who completed the surveys in various classes. Of the nearly even mix of male and female respondents, the majority were Caucasians, who have lived in Yavapai County for more than ten years, don't work and will graduate in 2009.

### **Students' Future Plans**

- With encouragement and substantial influence from their parents or relatives (84%\*), the majority plan on attending a community college full-time (62%\*) in Arizona the first year after graduation while working part-time. Just over half plan on attending a public university. Most have heard about YC from their high school counselors/teachers, family and friends and would consider attending Yavapai College with plans to earn a Bachelors degree.
- Nearly 20% of the students chose business as an area they were interested in studying; however, when considering a job or occupation they would like to have, the majority were interested in the health services field (23%) or "other" (21%).

\*These questions requested that the respondent "mark ALL that apply" and percentages may exceed 100%.

### **College Decision Making**

- The factors which the majority of students considered *very important* in making a decision on where to attend college include:
  - whether program/course offerings matched student needs (86%)
  - ability to work while attending college (57%)
  - easy transfer of credit to a four-year college (56%)
  - a good academic reputation (55%)
  - availability of financial aid (54%)
- Nearly 40% of the students are interested in on-the-job training.

- For those students who do not plan to attend college, one-half would change their plans and attend if they had more money.

### **Perceptions of Yavapai College**

Students were provided statements on Yavapai College and asked to indicate their level of agreement.

- Students *agree* that YC:
  - is a good place to study part-time and/or complete two years upon transferring to a four-year college (more than seven in ten)
  - provides a high quality of education and teaching at a price most people can afford (more than five in ten)
  - has many good student organizations and activities (almost five in ten)
- The majority *don't know*:
  - if graduates get good jobs (68%)
  - if instruction at YC is as good as at other colleges (61%)
  - whether students are proud of attending (61%)
  - if it's easy to find help with any kind of problem (60%)
  - YC instructors care about their students (56%)
- About one third of the students would like to receive more information about YC.

### **Summary**

The Prescott High School Student Study data is provided for further review. (see Appendix).

# APPENDIX

# Prescott High School Student Study Spring 2008

## Q1 What are your plans the year after high school graduation

Response	Frequency	Percent	Mean: -
Work full-time	54	18.43	
Work part-time	135	46.08	
Work at home	1	0.34	
Stay at home	18	6.14	
Attend college full-time	174	59.39	
Attend college part-time	87	29.69	
Enter military service	18	6.14	
Get married	28	9.56	
Don't know	15	5.12	
Other	15	5.12	

## Q3 When do you plan to attend college?

Response	Frequency	Percent	Mean: 1.48
First year after graduation	223	77.70	
2-3 years after graduation	26	9.06	
4 or more years after graduation	8	2.79	
Don't know	25	8.71	
Do not plan to attend college	5	1.74	

## Q2 What kind of job or occupation would you like to have?

Response	Frequency	Percent	Mean: 6.16
Professional	36	13.69	
Business	29	11.03	
Health services	61	23.19	
Technician	9	3.42	
Skilled worker	13	4.94	
Construction	3	1.14	
Sales & service	6	2.28	
Agriculture	4	1.52	
Military	9	3.42	
Self-employed	9	3.42	
Undecided	28	10.65	
Other	56	21.29	

## Q4 Will college you attend be in Arizona?

Response	Frequency	Percent	Mean: 1.29
In Arizona	214	74.83	
Outside Arizona	62	21.68	
Do not plan to attend college	10	3.50	

**Q5 What type of college would you like to attend?**

Response	Frequency	Percent	Mean: -
Community college	182	62.33	
Public university	153	52.40	
Private four-year college	76	26.03	
Trade or commercial school	40	13.70	
Do not plan to attend college	13	4.45	
Other	13	4.45	

**Q7 Parents opinion about you going to school?**

Response	Frequency	Percent	Mean: 1.80
Insist that I go	117	41.34	
Encourage me to go	123	43.46	
Want me to go if I want to	34	12.01	
Indifferent	4	1.41	
Don't want me to go	1	0.35	
Don't know	4	1.41	

**Q9 Deciding factors - low cost**

Response	Frequency	Percent	Mean: -
Not important	28	9.79	
Somewhat Important	145	50.70	
Very important	114	39.86	

**Q6 What area schools would you consider?**

Response	Frequency	Percent	Mean: -
Embry-Riddle	32	11.31	
Northern AZ University	118	41.70	
Prescott College	18	6.36	
Northcentral University	6	2.12	
Yavapai College	172	60.78	
Old Dominion University	14	4.95	
Other	79	27.92	

**Q8 What degrees do you want to earn?**

Response	Frequency	Percent	Mean: -
Don't plan to obtain degree	3	1.03	
One-year certificate/diploma	15	5.14	
Two-year associates degree	62	21.23	
Four-year bachelors degree	163	55.82	
Masters degree	104	35.62	
Doctoral degree	37	12.67	
Other professional degree	45	15.41	
Don't know	47	16.10	

**Q9 Deciding factors - offers the program/courses I want**

Response	Frequency	Percent	Mean: -
Not important	3	1.04	
Somewhat Important	41	14.19	
Very important	248	85.81	

**Q9 Deciding factors - convenient location**

Response	Frequency	Percent	Mean: -
Not important	43	14.88	
Somewhat Important	140	48.44	
Very important	109	37.72	

**Q9 Deciding factors - good academic reputation**

Response	Frequency	Percent	Mean: -
Not important	9	3.11	
Somewhat Important	123	42.56	
Very important	159	55.02	

**Q9 Deciding factors - availability of financial aid**

Response	Frequency	Percent	Mean: -
Not important	27	9.38	
Somewhat Important	107	37.15	
Very important	155	53.82	

**Q9 Deciding factors - friends attending that college**

Response	Frequency	Percent	Mean: -
Not important	83	29.12	
Somewhat Important	152	53.33	
Very important	52	18.25	

**Q9 Deciding factors - admission regardless of grades**

Response	Frequency	Percent	Mean: -
Not important	62	21.68	
Somewhat Important	133	46.50	
Very important	93	32.52	

**Q9 Deciding factors - availability of job placement**

Response	Frequency	Percent	Mean: -
Not important	46	16.14	
Somewhat Important	154	54.04	
Very important	88	30.88	

**Q9 Deciding factors - convenient time/class hour**

Response	Frequency	Percent	Mean: -
Not important	23	7.99	
Somewhat Important	155	53.82	
Very important	111	38.54	

**Q9 Deciding factors - can work while attending**

Response	Frequency	Percent	Mean: -
Not important	23	7.99	
Somewhat Important	102	35.42	
Very important	164	56.94	

**Q9 Deciding factors - safe campus environment**

Response	Frequency	Percent	Mean: 2.35
Not important	29	10.14	
Somewhat Important	129	45.10	
Very important	128	44.76	

**Q9 Deciding factors - easy transfer of credit to 4-year college**

Response	Frequency	Percent	Mean: -
Not important	28	9.82	
Somewhat Important	98	34.39	
Very important	161	56.49	




**Q9 Deciding factors - accessible by public transportation**

Response	Frequency	Percent	Mean: 1.83
Not important	105	36.97	
Somewhat Important	122	42.96	
Very important	57	20.07	









**Q9 Deciding factors - help with coursework**

Response	Frequency	Percent	Mean: -
Not important	36	12.63	
Somewhat Important	145	50.88	
Very important	107	37.54	

**Q9 Deciding factors - availability of cooperative education experience**

Response	Frequency	Percent	Mean: -
Not important	31	10.95	
Somewhat Important	155	54.77	
Very important	98	34.63	

**Q10 Who is influential in decision to attend?**

Response	Frequency	Percent	Mean: -
Parents or relatives	239	83.86	
High school counselor	29	10.18	
High school teacher	36	12.63	
Friends in high school	84	29.47	
Boy/girl friend in high school	56	19.65	
College teacher or counselor	19	6.67	
Friends/other students in college	58	20.35	
Other	60	21.05	



**Q11 What assistance do you need?**

Response	Frequency	Percent	Mean: -
Study skills	86	30.18	
Reading	34	11.93	
Writing	41	14.39	
Math	79	27.72	
Financial Aid	131	45.96	
Career counseling	46	16.14	
Personal counseling	21	7.37	
English as a second language	6	2.11	
Learning disability assistance	6	2.11	
Assistance for physical disability	5	1.75	
Don't know	55	19.30	
Don't need any assistance	41	14.39	
Other	6	2.11	

**Q12 Are any of the following of interest to you?**

Response	Frequency	Percent	Mean: -
Apprentice to learn a skilled trade	58	33.72	
Correspondence study	19	11.05	
Education through military	33	19.19	
On-the-job training	67	38.95	
Courses offered on TV	8	4.65	
Courses offered on video	8	4.65	
Courses offered on Internet	49	28.49	
Other	24	13.95	

**Q13 Would you change your mind if you had more money?**

Response	Frequency	Percent	Mean: 2.20
Yes definitely	90	49.45	
No	17	9.34	
Don't know	30	16.48	
Possibly yes	39	21.43	
Probably not	6	3.30	

**Q14 How did you hear about YC?**

Response	Frequency	Percent	Mean: -
College admin./counselors/teachers	98	34.63	
High school counselors/teachers	150	53.00	
Information received from YC	92	32.51	
Parents or relatives	138	48.76	
Friends at high school	136	48.06	
YC students	108	38.16	
Newspaper/radio/TV	70	24.73	
Attended events at YC	97	34.28	
Have not heard about YC	12	4.24	
Other	35	12.37	

**Q15 YC is a good place to study part-time and earn a degree**

Response	Frequency	Percent	Mean: -
Agree	199	70.07	
Disagree	12	4.23	
Don't know	74	26.06	

**Q15 It is the second choice school for most students.**

Response	Frequency	Percent	Mean: -
Agree	123	43.31	
Disagree	54	19.01	
Don't know	109	38.38	

**Q15 YC has many good student organizations and activities.**

Response	Frequency	Percent	Mean: 1.96
Agree	136	48.06	
Disagree	21	7.42	
Don't know	126	44.52	

**Q15 It is a school primarily for students with low grades.**

Response	Frequency	Percent	Mean: -
Agree	55	19.43	
Disagree	131	46.29	
Don't know	103	36.40	




**Q15 YC instructors really care about the students.**

Response	Frequency	Percent	Mean: -
Agree	111	39.22	
Disagree	17	6.01	
Don't know	158	55.83	




**Q15 The quality of education and teaching is good.**

Response	Frequency	Percent	Mean: -
Agree	132	46.81	
Disagree	21	7.45	
Don't know	131	46.45	




**Q15 It is a good place to get the first 2 years of a 4-year degree.**

Response	Frequency	Percent	Mean: -
Agree	192	68.33	
Disagree	14	4.98	
Don't know	76	27.05	




**Q15 Offers high quality education at a price most people can afford.**

Response	Frequency	Percent	Mean: -
Agree	157	55.87	
Disagree	16	5.69	
Don't know	109	38.79	




**Q15 It is a school students are proud to attend.**

Response	Frequency	Percent	Mean: -
Agree	82	29.18	
Disagree	30	10.68	
Don't know	171	60.85	




**Q15 It is easy for students to find help with any kind of problem.**

Response	Frequency	Percent	Mean: -
Agree	94	33.33	
Disagree	20	7.09	
Don't know	169	59.93	

**Q15 YC graduates get good jobs.**

Response	Frequency	Percent	Mean: -
Agree	72	25.53	
Disagree	21	7.45	
Don't know	191	67.73	

**Q15 Instruction at YC is not as good as at many other colleges.**

Response	Frequency	Percent	Mean: -
Agree	63	22.42	
Disagree	47	16.73	
Don't know	172	61.21	

**Q16 What would prevent you from enrolling at YC?**

Response	Frequency	Percent	Mean: -
Parents don't want me to go	30	12.30	
Does not offer what I want	110	45.08	
Do not plan to attend college	12	4.92	
Want to get married	17	6.97	
Low high school grades	30	12.30	
Want to work	51	20.90	
Want to get away from home	92	37.70	
Want to go into the military	15	6.15	
Want to go to a small college	5	2.05	
Want to go somewhere known for sports	29	11.89	
Credits don't transfer	36	14.75	
Campus not safe	13	5.33	
Friends not impressed with school	18	7.38	
Too expensive	27	11.07	
Most students who succeed go to 4-yr colleges	38	15.57	
Instruction not as good as elsewhere	27	11.07	
Other	31	12.70	

**Q17 In what area of study are you interested?**

Response	Frequency	Percent	Mean: -
Accounting	10	3.66	
Admin of Justice	10	3.66	
Agriculture	11	4.03	
Architecture	13	4.76	
Art	45	16.48	
Automotive	19	6.96	
Biology/Zoology	20	7.33	
Bookkeeping/clerical	4	1.47	
Business	54	19.78	
Commercial Art	4	1.47	
Computers	23	8.42	
Construction	7	2.56	
Digital Filmmaking	13	4.76	
Drafting	1	0.37	
Early Childhood	8	2.93	
Education	23	8.42	
Electronics	10	3.66	
Emergency Medical	12	4.40	
Engineering	33	12.09	
Fire Science	24	8.79	
Geology	8	2.93	
Graphic Design	13	4.76	
Gunsmithing	10	3.66	

Internet Publishing	4	1.47	
Manufacturing	4	1.47	
Marketing	12	4.40	
Medical Transcription	9	3.30	
Medical Technician	26	9.52	
Mining	1	0.37	
Music	31	11.36	
Nursing	26	9.52	
Office Administration	4	1.47	
Paralegal	4	1.47	
Physical Education/Recreation	16	5.86	
Police Certification	11	4.03	
Real Estate	6	2.20	
Transfer degree	8	2.93	
Welding	15	5.49	
Other	40	14.65	

**Q18 Length of time you have lived in Yavapai County:**

Response	Frequency	Percent	Mean: 4.19
Less than a year	8	2.85	
1-2 years	13	4.63	
3-5 years	48	17.08	
6-10 years	62	22.06	
More than 10 years	150	53.38	

**Q19 Hours per week you work during school year?**

Response	Frequency	Percent	Mean: 2.36
0 hours	97	35.02	
Less than 10 hours	45	16.25	
10-19 hours	80	28.88	
20-35 hours	47	16.97	
More than 35 hours	8	2.89	

**Q20 Ethnic heritage**

Response	Frequency	Percent	Mean: 3.30
Asian Pacific Islander 7 or Filipino		2.58	
Black or African American	2	0.74	
Caucasian	208	76.75	
Hispanic or Spanish-speaking American	28	10.33	
Native American or Alaskan Native	8	2.95	
Other	18	6.64	

**Q22 Graduating year from high school**

Response	Frequency	Percent	Mean: 1.62
2008	115	40.93	
2009	160	56.94	
2010	4	1.42	
2011	2	0.71	

**Q21 Gender**

Response	Frequency	Percent	Mean: 1.54
Female	128	45.71	
Male	152	54.29	

**Q23 Would like information about YC**

Response	Frequency	Percent	Mean: 1.68
Yes	79	32.38	
No	165	67.62	

## Response Report by Item

### Question: Q1 Other

Respondent	Response
15	Exchange Student
38	Go on a Mission
39	Religious mission
45	LDS Mission
49	Trade School
87	music industry
125	Travel
135	FIDM
150	play volleyball
193	cosmo school & online college
206	Flight School
257	Live on my own
282	Learn to sail

### Question: Q2 Other

Respondent	Response
6	massage therapist, physical therapist
12	Fire fighter
15	Theatre/film
17	Hair/markeup agent (?)
22	Technical Theatre
25	performing arts
26	Linguist
29	film related
30	Military Physician
47	Automotive Mechanic
54	Professional Baseball
56	Ministry
61	culinary arts
63	firefighter
67	Architect
71	Journalism
73	Post Production Editor
80	Aviation
85	Animation & Digital Arts
87	musician
100	pilot
104	Fire Fighter
107	fireman
112	public relations
122	Microbiology
123	Criminology
128	Zoologist
129	Culinary

**Question: Q2 Other**

<b>Respondent</b>	<b>Response</b>
131	Film Director
136	music business
143	police officer
156	Hair stylist
159	Photography
164	Game programmer/Director
172	Law Enforcement
177	Studio musician
179	Environmental/Zoology
185	cosmotologist
193	cosmo
200	Helicopter Pilot
206	Police Officer
216	mass usc [sic]
217	cosmatology [sic]
232	Interiordesign
238	Owner of business
248	firefighter
257	Lawer/Defense Att. [sic]
259	Lawyer
260	fashion designer
261	Firefighting
264	Concept Artist
269	Animal Researcher
272	HORSE TRAINER
273	Musician
274	musician/photographer
278	Apparel
279	Artist
292	physical therapist
293	US Department of Agriculture Forest Service

**Question: Q5 Other**

<b>Respondent</b>	<b>Response</b>
13	Military Academy
32	Military academy
87	online
135	Fashion Institute
172	Air Force
223	Med School
247	technical school

**Question: Q6 Other**

<b>Respondent</b>	<b>Response</b>
6	Arizona Western College



Question: Q6 Other

Respondent	Response
8	Phoenix UOA
17	Los Angeles/ FIDU [sic]
22	Arizona State University
25	University of Arizona
29	U of A
31	SDU
32	U of A
33	University of Arizona
35	U of A
47	Gateway
49	Seattle Union Trade
60	University of Arizona
61	Not in Arizona
64	Coconino Community
67	U of A
78	University of Arizona
79	ASU
82	GCC
85	University of Advancing Technology
90	ASU
91	Not sure
102	Arizona State
106	ASU Arizona State University
109	U of A
113	Glendale Community/ASU
114	University of Arizona
122	University of Arizona
135	FIDM
167	None
172	None
176	RSAA & Pima Medical Institute
177	Northwest University
193	MO
198	ASU
200	Texas AU
205	CTCC & ASU
206	Guidance
215	ASU
217	cosmatology college [sic]
223	Scottsdale Community & U of A
227	ASU
232	out of state
233	University of Arizona
234	Arizona State, GCC
246	UTI
254	U of A

**Question: Q6 Other**

Respondent	Response
267	ASU
281	ASU

**Question: Q10 Other**

Respondent	Response
1	Not going to college
2	George W. Bush
15	Myself
56	Pastor
67	Me
69	Air Force/Army
71	Myself
73	ME
76	Myself
81	recruiter
85	myself & my goals in life
91	Me
100	Myself
104	Pastor
107	jobs
120	Sister
125	Me
126	myself
142	Boyfriend not in H.S.
150	where I want to go
155	myself
165	Myself
177	myself
181	Myself
191	It's the norm now
193	myself
200	Make money
227	me
229	No One
247	\$\$\$ earning potential    Myself
249	Col. Peeples
258	Me
260	what I want to do
272	MYSELF
275	me
282	Myself
285	myself

**Question: Q11 Other**

Respondent	Response
109	sciences
186	science
264	Art

**Question: Q12 Other**

Respondent	Response
1	Basic training, SOI, MOS school
46	plan to attend college
85	internships
150	I do plan to attend college
165	avoiding surveys [sic]
167	attending college
176	I'm going to college
216	Don't know
235	None
278	Attending College
293	none

**Question: Q14 Other**

Respondent	Response
6	I live in Prescott Duh
9	many ways
11	live in prescott hard to miss
15	Just knew it was there
16	I work at the pool
18	I live here (everyone talks about it)
22	Athletics
50	Never heard of it
73	I just know its there
106	*Live right near
126	I have lived in Prescott for 18 years
132	see it daily
145	It's in my town
159	in the area
165	I just did
168	I live here.
179	Lived here 17 yrs. I've always known about it.
191	Local school
196	I live in this town
197	currently enrolled
200	I live in Prescott
229	Just know
232	have taken classes there
277	Sports/Softball/Live here
290	I live here

**Question: Q14 Other**

Respondent	Response
292	Softball sports friends

**Question: Q16 Other**

Respondent	Response
1	I am not going to college
2	Matt Damon
10	Full-ride at other university
15	Don't want to be here
16	swim scholarship
87	may be busy
121	My parents move
146	Just don't want to
165	filling out surveys recieving [sic] to many phone calls [sic]
192	Want to go to University
202	want to go out of state
213	no reason
223	Just dont want to attend Yavapai
236	I could care less
252	don't have sports that I can apply for scholarships
271	none
292	its a great place good location for me

**Question: Q17 Other**

Respondent	Response
15	theater technician [sic]
16	english
17	Graphic Design
24	Nursing
26	foreign language/psychology
32	Military
39	culinary
45	Physical Therapy
55	History
56	Ministry
61	Culinary Arts
71	Journalism
72	Writing/Creative writing
80	Flying
83	Journalism
100	piloting
109	physiology
112	communications
121	General Studies
136	Liberal Arts
143	criminal justice

**Question: Q17 Other**

<b>Respondent</b>	<b>Response</b>
159	Photography
164	Law
165	avoiding stupid surveys [sic]
171	Surgeon
173	Animation
182	None
186	Radiology
200	Helicopter flight
216	massach. therapist
217	Cosmatology
223	None
228	Fire fighter
248	Fire Science
249	ROTC
251	elementary school teacher
271	Psychology
281	Dance

**Question: Q20 Other**

<b>Respondent</b>	<b>Response</b>
2	Zohan
8	Native American/caucasian
18	Russian
53	European - American
107	white
129	Everything
135	Italian
190	bicycle is my favorite race.
236	CHICANO
247	ethnically challenged
260	Russian
272	GERMAIN-FRENCH
282	Brown



Your community. Your college.

High School:

### High School Student Study Spring 2008

Planning for future programs requires input from current and potential students. This survey will be used to help develop programs and services at Yavapai College based on student interest. Please share your opinions on your future plans for education. Your responses will be kept confidential. Your reply is greatly appreciated and needed.

For accurate reporting, please completely fill in the appropriate bubble using No. 2 pencil, blue or black pen. Check marks, x's, and circled bubbles will not be read accurately by the scanner.

#### PART 1. Plans after High School

1. What are your plans the year after high school graduation? [PLEASE MARK ALL THAT APPLY]

- Work full-time
- Work part-time
- Work at home
- Stay at home
- Attend college full-time
- Attend college part-time
- Enter military service
- Get married
- Don't know
- Other \_\_\_\_\_

2. What kind of job or occupation would you like to have in the future? [PLEASE MARK ONLY ONE]

- Professional (engineer, teacher, clergy, etc.)
- Business (accountant, banking, management, marketing, etc.)
- Health services (doctor, nurse, respiratory therapist, x-ray technician)
- Technician (computer, electronic, etc.)
- Skilled worker (automotive tech, machinist, welder, etc.)
- Construction
- Sales & service (office, food, etc.)
- Agriculture (farming, landscaping, etc.)
- Military
- Self-employed
- Undecided
- Other \_\_\_\_\_

3. If you plan to attend college at some point after graduation, when will that be?

- First year after graduation
- 2-3 years after graduation
- 4 or more years after graduation
- Don't know
- Do not plan to attend college

4. If you plan to attend college next year, will the school be
- In Arizona                       Outside Arizona                       Do not plan to attend college

5. What type of college would you consider attending [PLEASE MARK ALL THAT APPLY]
- Community college                       Trade or commercial school  
 Public university                       Do not plan to attend college  
 Private four-year college/university                       Other \_\_\_\_\_

6. What area schools would you consider? [PLEASE MARK ALL THAT APPLY]
- Embry-Riddle Aeronautical University                       Yavapai College  
 Northern Arizona University                       Old Dominion University  
 Prescott College                       Other \_\_\_\_\_  
 Northcentral University

7. What is your parents' opinion about you going to college?
- Insist that I go                       Indifferent  
 Encourage me to go                       Don't want me to go  
 Want me to go if I want to                       Don't know

8. What educational degrees beyond high school do you plan to earn? [PLEASE MARK ALL THAT APPLY]
- Do not plan to obtain a college degree                       Masters degree  
 One-year certificate or diploma                       Doctoral degree  
 Two-year associates degree                       Other professional degree/certification  
 Four-year bachelors degree                       Don't know

9. If you plan to attend college, how important are the following factors in helping you decide where to go?

	<b>Not Important</b>	<b>Somewhat Important</b>	<b>Very Important</b>
Low cost	<input type="radio"/>	<input type="radio"/>	<input type="radio"/>
Offers the program/courses I want	<input type="radio"/>	<input type="radio"/>	<input type="radio"/>
Convenient location	<input type="radio"/>	<input type="radio"/>	<input type="radio"/>
Convenient time/class hour	<input type="radio"/>	<input type="radio"/>	<input type="radio"/>
Good academic reputation	<input type="radio"/>	<input type="radio"/>	<input type="radio"/>
Can work while attending	<input type="radio"/>	<input type="radio"/>	<input type="radio"/>
Availability of financial aid	<input type="radio"/>	<input type="radio"/>	<input type="radio"/>

	<b>Not Important</b>	<b>Somewhat Important</b>	<b>Very Important</b>
Safe campus environment	<input type="radio"/>	<input type="radio"/>	<input type="radio"/>
Friends attending that college	<input type="radio"/>	<input type="radio"/>	<input type="radio"/>
Easy transfer of credit to 4-year college	<input type="radio"/>	<input type="radio"/>	<input type="radio"/>
Admission regardless of grades	<input type="radio"/>	<input type="radio"/>	<input type="radio"/>
Accessible by public transportation	<input type="radio"/>	<input type="radio"/>	<input type="radio"/>
Availability of job placement	<input type="radio"/>	<input type="radio"/>	<input type="radio"/>
Help with coursework	<input type="radio"/>	<input type="radio"/>	<input type="radio"/>
Availability of cooperative education experience	<input type="radio"/>	<input type="radio"/>	<input type="radio"/>

10. Who is, or will be, influential in your decision to attend college? [PLEASE MARK ALL THAT APPLY]

- |  |   |
|--|---|
| <input type="radio"/> Parents or relatives   | <input type="radio"/> Boy/girl friend in high school    |
| <input type="radio"/> High school counselor  | <input type="radio"/> College teacher or counselor      |
| <input type="radio"/> High school teacher    | <input type="radio"/> Friends/other students in college |
| <input type="radio"/> Friends in high school | <input type="radio"/> Other _____                       |

11. What type of assistance do you think you will need while you are in college? [PLEASE MARK ALL THAT APPLY]

- |   |  |
|---|--|
| <input type="radio"/> Study skills        | <input type="radio"/> English as a second language       |
| <input type="radio"/> Reading             | <input type="radio"/> Learning disability assistance     |
| <input type="radio"/> Writing             | <input type="radio"/> Assistance for physical disability |
| <input type="radio"/> Math                | <input type="radio"/> Don't know                         |
| <input type="radio"/> Financial Aid       | <input type="radio"/> Don't need any assistance          |
| <input type="radio"/> Career counseling   | <input type="radio"/> Other _____                        |
| <input type="radio"/> Personal counseling |  |

12. If you do not plan to attend college, are any of the following of interest to you? [MARK ALL THAT APPLY]

- |   |   |
|---|---|
| <input type="radio"/> Apprenticeship program to learn a skilled trade | <input type="radio"/> Courses offered on TV           |
| <input type="radio"/> Correspondence study                            | <input type="radio"/> Courses offered on video        |
| <input type="radio"/> Education provided through military             | <input type="radio"/> Courses offered on the internet |
| <input type="radio"/> On-the-job training                             | <input type="radio"/> Other _____                     |

13. If you do not plan to attend college, would you change your plans and attend if you had more money?

- |                                       |                                     |
|---------------------------------------|-------------------------------------|
| <input type="radio"/> Yes, definitely | <input type="radio"/> Possibly, yes |
| <input type="radio"/> No              | <input type="radio"/> Probably not  |
| <input type="radio"/> Don't know      |                                     |



## Part II: Yavapai College

14. If you have heard about Yavapai College, how did you hear about it? [PLEASE MARK ALL THAT APPLY]

- |  |  |
|--|--|
| <input type="radio"/> College administrators, counselors, teachers | <input type="radio"/> Yavapai College students             |
| <input type="radio"/> High school counselors or teachers           | <input type="radio"/> Newspaper, radio, TV                 |
| <input type="radio"/> Information received from Yavapai College    | <input type="radio"/> Attended events at Yavapai College   |
| <input type="radio"/> Parents or relatives                         | <input type="radio"/> Have not heard about Yavapai College |
| <input type="radio"/> Friends at high school                       | <input type="radio"/> Other _____                          |

15. How well do you think the following statements describe Yavapai College? Please give us your impression even if you do not have first hand knowledge.

	<b>Agree</b>	<b>Disagree</b>	<b>Don't Know</b>
Yavapai College is a good place to study part-time and earn a degree.	<input type="radio"/>	<input type="radio"/>	<input type="radio"/>
It is the second choice school for most students.	<input type="radio"/>	<input type="radio"/>	<input type="radio"/>
Yavapai College has many good student organizations and activities.	<input type="radio"/>	<input type="radio"/>	<input type="radio"/>
It is a school primarily for students with low grades.	<input type="radio"/>	<input type="radio"/>	<input type="radio"/>
Yavapai College instructors really care about the students.	<input type="radio"/>	<input type="radio"/>	<input type="radio"/>
The quality of education and teaching is good.	<input type="radio"/>	<input type="radio"/>	<input type="radio"/>
It is a good place to get the first two years of a four-year degree.	<input type="radio"/>	<input type="radio"/>	<input type="radio"/>
It is easy for students to find help with any kind of problem.	<input type="radio"/>	<input type="radio"/>	<input type="radio"/>
Offers high quality education at a price most people can afford.	<input type="radio"/>	<input type="radio"/>	<input type="radio"/>
Yavapai College graduates get good jobs.	<input type="radio"/>	<input type="radio"/>	<input type="radio"/>
It is a school students are proud to attend.	<input type="radio"/>	<input type="radio"/>	<input type="radio"/>
Instruction at Yavapai College is not as good as at many other colleges.	<input type="radio"/>	<input type="radio"/>	<input type="radio"/>

16. Would any of the factors below prevent you from enrolling at Yavapai College? [PLEASE MARK ALL THAT APPLY]

- |   |   |
|---|---|
| <input type="radio"/> Parents don't want me to go   | <input type="radio"/> Want to go somewhere known for sports         |
| <input type="radio"/> Does not offer what I want    | <input type="radio"/> Credits don't transfer                        |
| <input type="radio"/> Do not plan to attend college | <input type="radio"/> Campus not safe                               |
| <input type="radio"/> Want to get married           | <input type="radio"/> Friends not impressed with school             |
| <input type="radio"/> Low high school grades        | <input type="radio"/> Too expensive                                 |
| <input type="radio"/> Want to work                  | <input type="radio"/> Most students who succeed go to 4-yr colleges |
| <input type="radio"/> Want to get away from home    | <input type="radio"/> Instruction not as good as elsewhere          |
| <input type="radio"/> Want to go into the military  | <input type="radio"/> Other _____                                   |
| <input type="radio"/> Want to go to a small college |   |

17. If you were to attend Yavapai College, in what area of study would you be interested? [SELECT ONE]

- |  |   |   |
|--|---|---|
| <input type="radio"/> Accounting           | <input type="radio"/> Drafting            | <input type="radio"/> Medical transcription         |
| <input type="radio"/> Admin of Justice     | <input type="radio"/> Early childhood     | <input type="radio"/> Medical technician            |
| <input type="radio"/> Agriculture          | <input type="radio"/> Education           | <input type="radio"/> Mining                        |
| <input type="radio"/> Architecture         | <input type="radio"/> Electronics         | <input type="radio"/> Music                         |
| <input type="radio"/> Art                  | <input type="radio"/> Emergency medical   | <input type="radio"/> Nursing                       |
| <input type="radio"/> Automotive           | <input type="radio"/> Engineering         | <input type="radio"/> Office administration         |
| <input type="radio"/> Biology/zoology      | <input type="radio"/> Fire science        | <input type="radio"/> Paralegal                     |
| <input type="radio"/> Bookkeeping/clerical | <input type="radio"/> Geology             | <input type="radio"/> Physical education/recreation |
| <input type="radio"/> Business             | <input type="radio"/> Graphic design      | <input type="radio"/> Police certification          |
| <input type="radio"/> Commercial art       | <input type="radio"/> Gunsmithing         | <input type="radio"/> Real estate                   |
| <input type="radio"/> Computers            | <input type="radio"/> Internet publishing | <input type="radio"/> Transfer degree               |
| <input type="radio"/> Construction         | <input type="radio"/> Manufacturing       | <input type="radio"/> Welding                       |
| <input type="radio"/> Digital Filmmaking   | <input type="radio"/> Marketing           | <input type="radio"/> Other _____                   |

### Part III: Background Information

18. Length of time you have lived in this area of Yavapai County.

- |  |                                  |  |
|--|----------------------------------|--|
| <input type="radio"/> Less than a year | <input type="radio"/> 3-5 years  | <input type="radio"/> More than 10 years |
| <input type="radio"/> 1-2 years        | <input type="radio"/> 6-10 years |  |

19. How many hours per week do you usually work during the school year?

- |  |                                   |  |
|--|-----------------------------------|--|
| <input type="radio"/> 0 hours            | <input type="radio"/> 10-19 hours | <input type="radio"/> More than 35 hours |
| <input type="radio"/> Less than 10 hours | <input type="radio"/> 20-35 hours |  |

20. What is your ethnic heritage?

- Asian, Pacific Islander or Filipino
- Black or African American
- Caucasian
- Hispanic or Spanish-speaking American
- Native American or Alaskan Native
- Other: \_\_\_\_\_

21. Gender:

- Female
- Male

22. When will you graduate from high school?

- 2008
- 2009
- 2010
- 2011

23. Thank you for completing the High School Student Survey. If you would like information from Yavapai College about college programs and services, check yes below and provide your contact information.

- Yes
- No

Name: \_\_\_\_\_

Address: \_\_\_\_\_

\_\_\_\_\_

Telephone: \_\_\_\_\_

Email: \_\_\_\_\_

**Thank you for your help!**

Survey results will be posted in IR General Studies on the Yavapai College website: [www.yc.edu/IR](http://www.yc.edu/IR)