

Student Outcomes April 2025

District Governing Board Policy: 101 College Priorities

Yavapai College exists so communities within Yavapai County have access to and are equipped with the knowledge and skills to improve quality of life. The College will achieve these results at a cost the Board believes is justifiable.

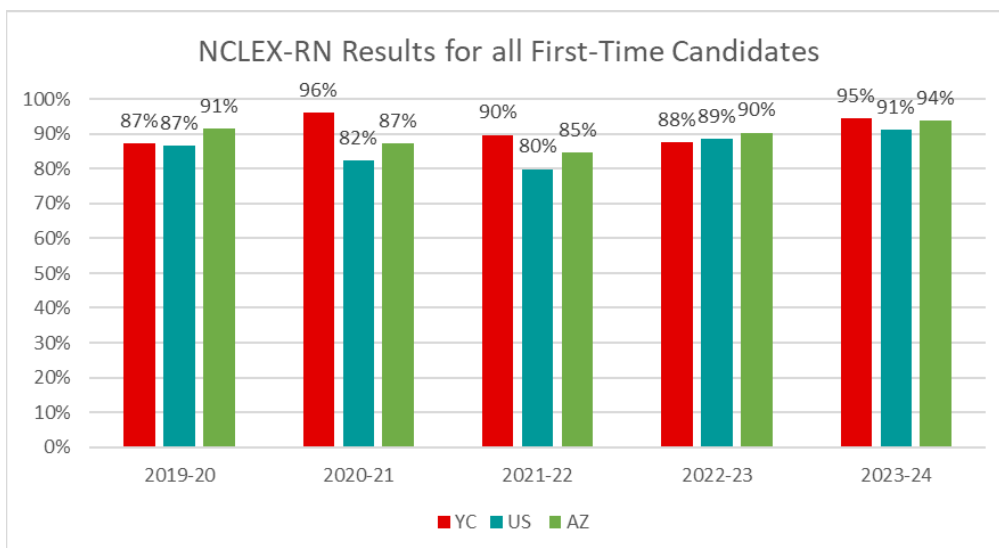
Priority 1: Education

Yavapai College values, supports, and assesses student success and achievement. The College's strategic, educational, and other plans shall be designed to achieve the following Governing Board expectations for student success:

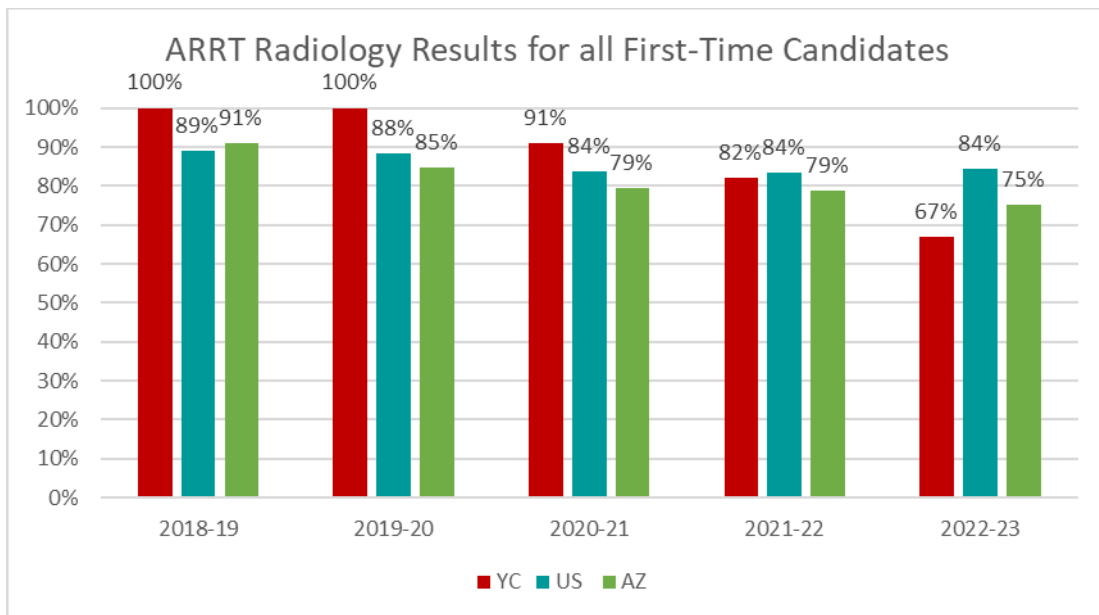
- 1. Students demonstrate success in career and technical education that prepares them for employment success.**

Career and Technical Outcomes

- Yavapai College enjoys strong partnerships with the Joint Technology and Education Districts within the county. Area High School students are afforded earlier (dual and concurrent enrollment) and increased opportunities to attain qualifications, skills, and abilities in technical fields.
- Yavapai College degree and certificate completers have licensure exams and industry certification pass rates that regularly are higher than state and national averages. This success is due, in part, to industry advisory boards that many of our Career and Technical programs utilize.



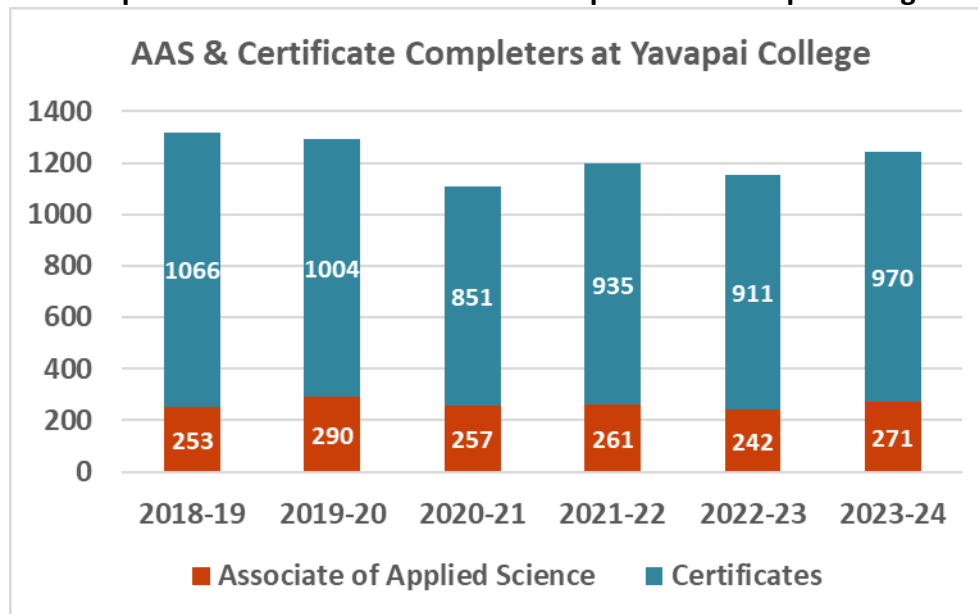
Source: National Council of State Boards, National Council Licensure Examination (NCLEX) 2024



Source: American Registry of Radiologic Licensure Examination (ARRT) 2023

- Over the past five years, Yavapai College has averaged over 1,200 students annually earning an AAS degree or certificate. While the COVID-19 pandemic dramatically impacted the 2020-21 graduating class, 2023-2024 suggests a post-pandemic growth towards pre-pandemic numbers.

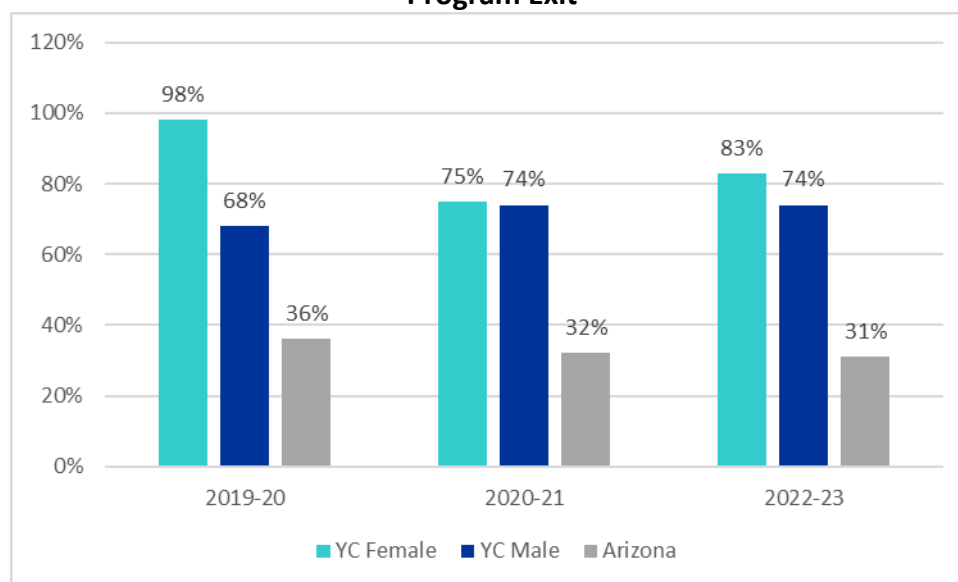
Compilation of AAS and Certificate Completers at Yavapai College:



Source: Yavapai College Office of Institutional Effectiveness and Research

- Yavapai College’s CTE programs are outperforming the state by a wide margin—83% of female and 74% of male learners in the 2022–23 Occupational Cohort earned a recognized postsecondary credential during or within a year of program completion, compared to just 31% of statewide.

Percent of Occupational Learners Earning a Certificate, Degree, or Credential Within One Year of Program Exit

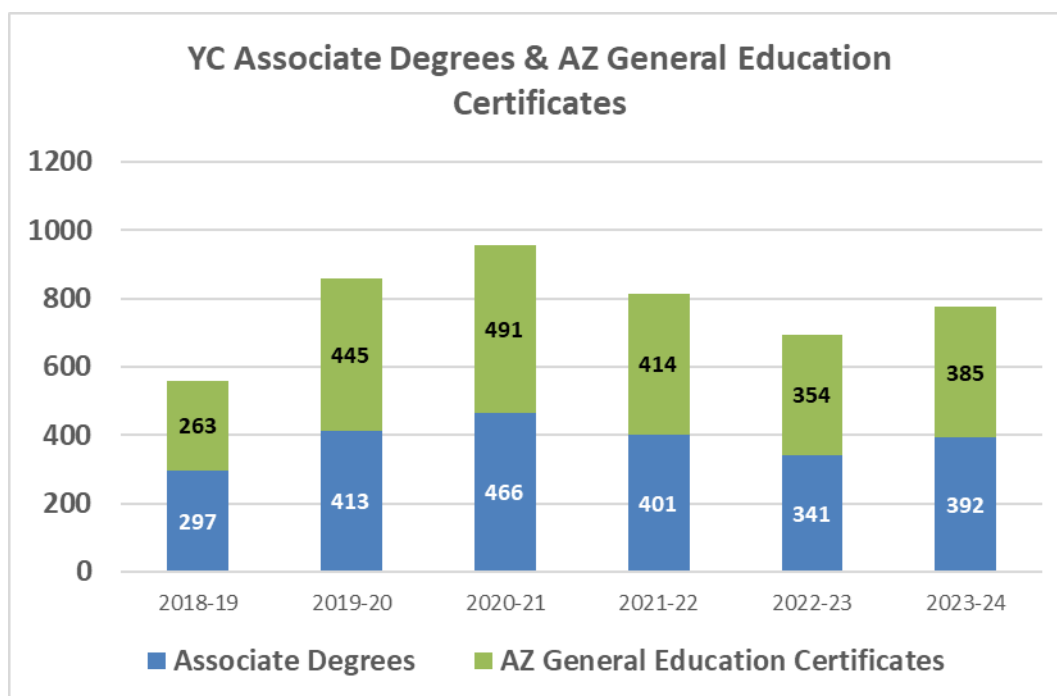


Source: Yavapai College 2024 Strategic Vision Outcomes Report

2. Students demonstrate success in transfer-level courses and are prepared to succeed at transfer institutions.

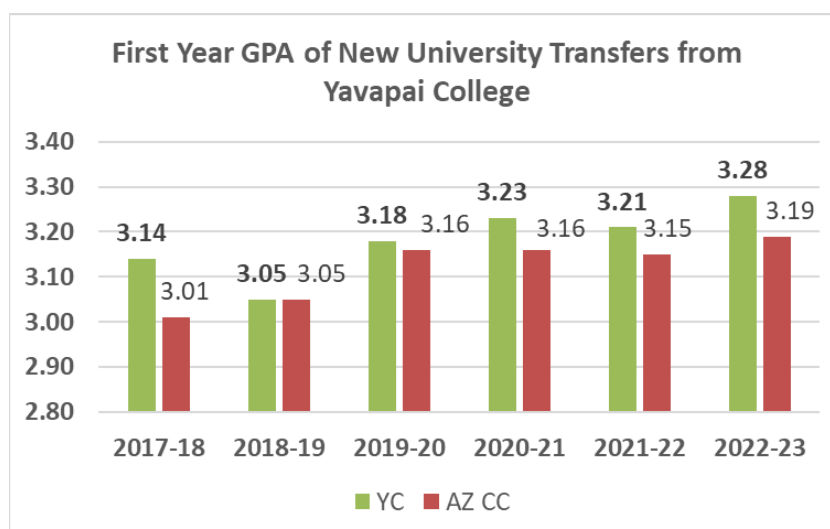
Transfer Outcomes

- In 2023-24, there were 392 associate degree awards and 385 students earning Arizona General Education Certificates.



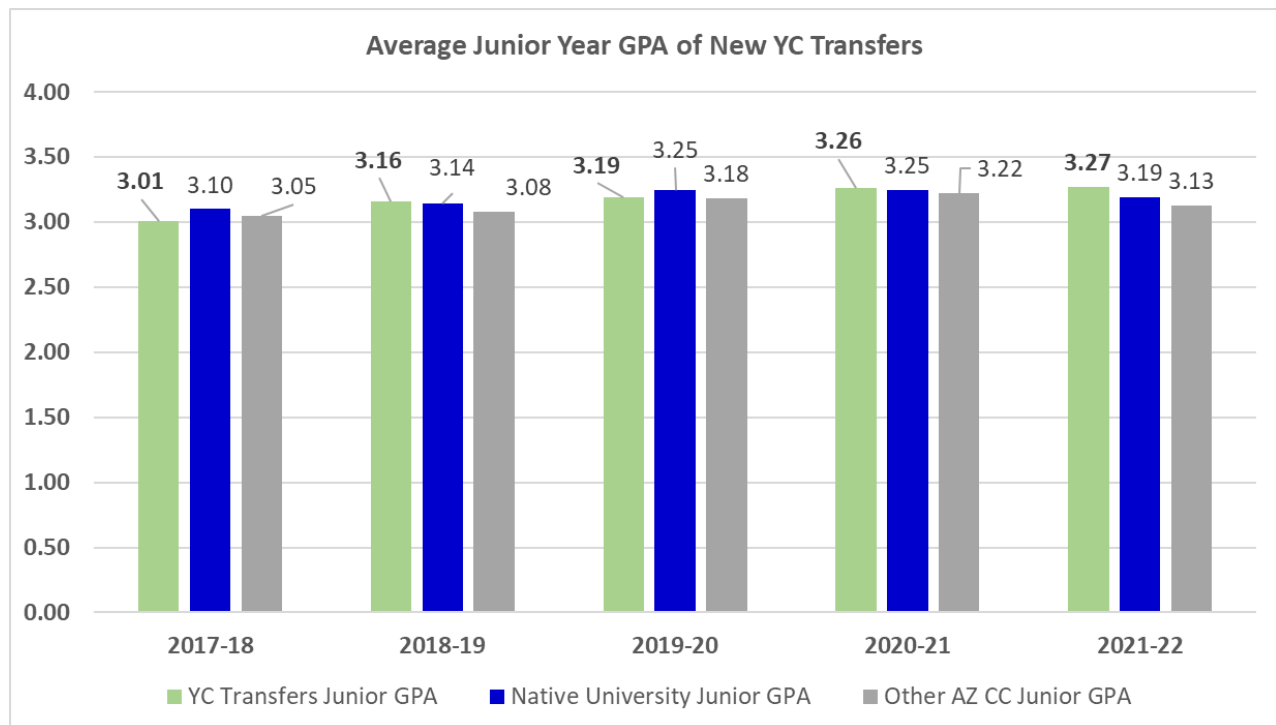
Source: Yavapai College Office of Institutional Effectiveness and Research

- YC students transferring to public Arizona universities consistently perform at or above the national median for first-year grade point average, and above the AZ community college average.



Source: AZ Transfer, ASSIST 2024

- Yavapai College students are well prepared to succeed upon transfer. YC transfer students perform on par with both native university students as well as other AZ community colleges.

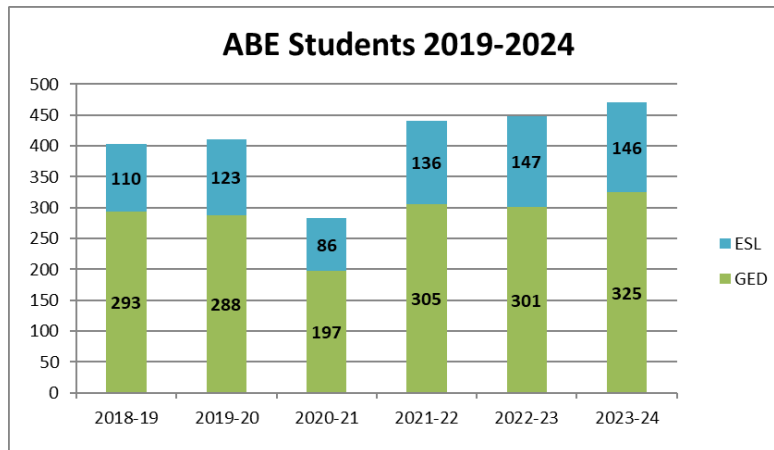


Source: AZ Transfer, ASSIST 2023 – Note: Report was last updated March 2024

3. Students demonstrate success in basic skills courses and are prepared to succeed in college-level courses.

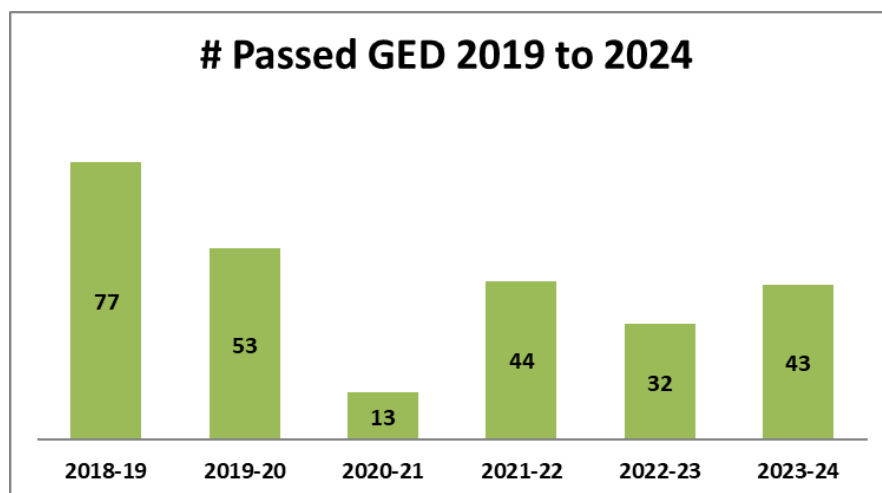
Basic Skills Outcomes

- After a significant COVID-19 pandemic dip, Adult Basic Education (ABE) student enrollments have rebounded to levels exceeding pre-pandemic levels with 69% in 2023-24 working towards a GED and 31% focused on English language learning.
- There has been an average of 44 GED completers each year from the ABE program over the past six years.



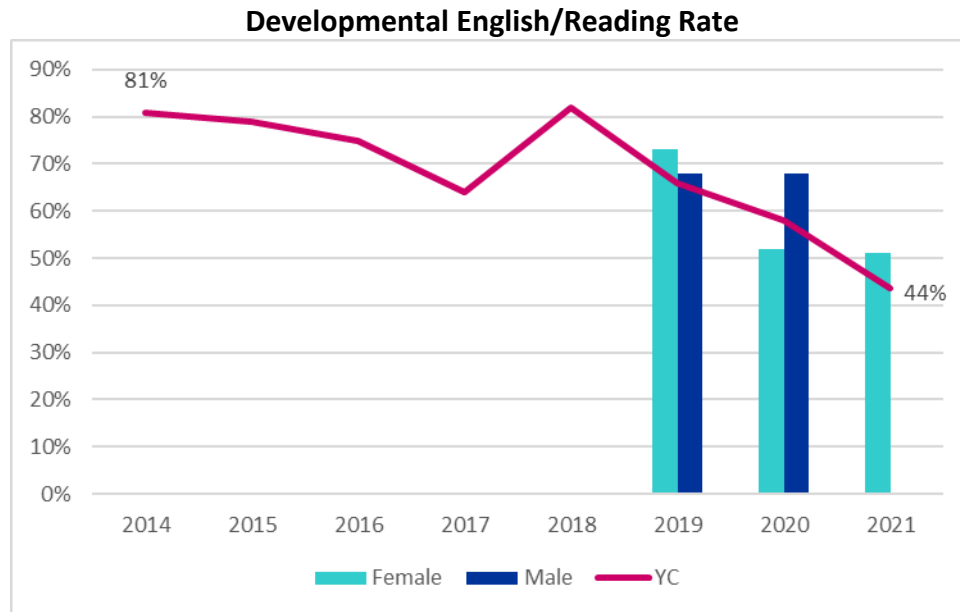
Source: ABE Program Federal Compliance Data

- With a return to in-person instruction, the number of successful GED completers has increased from 2020-21 but has yet to rebound to pre-pandemic levels.



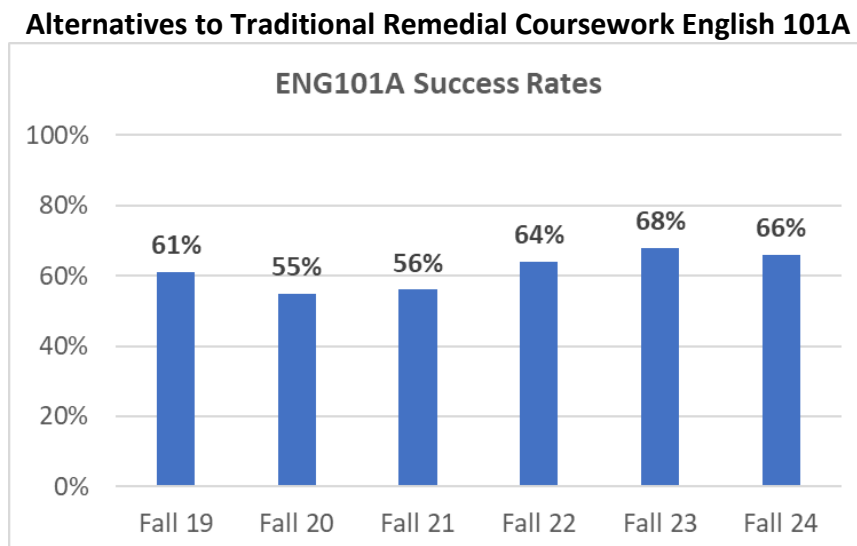
Source: ABE Program Federal Compliance Data

- Students taking developmental English or reading courses experienced significant setbacks due to the COVID-19 pandemic, and success rates in these courses have yet to return to the levels seen before the pandemic. In the 2021 New Student Cohort, only 44% of the credit hours in developmental English or reading that students attempted were completed successfully (earning a grade of A, B, C, or Pass), a stark drop from 81% just four years prior. The accompanying graph suggests that men may achieve higher success rates in these courses than their female counterparts. However, in the most recent year of reporting, there were too few males to provide statistics.

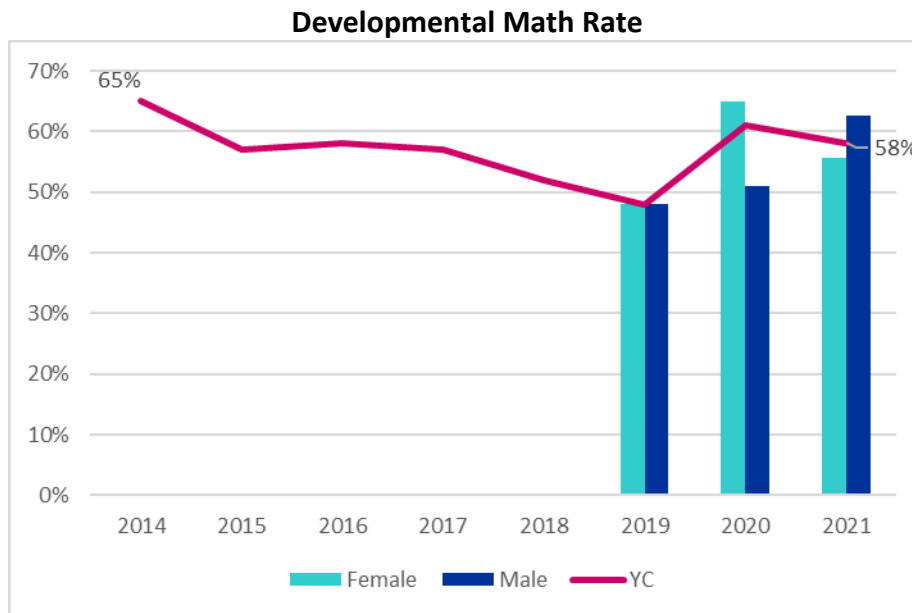


Source: Yavapai College 2024 Strategic Vision Outcomes Report

- In the fall of 2019, YC launched English 101A, which placed students who would typically be in remedial classes into a college-level course with extra support. By fall 2024, 66% of ENG101A students succeeded and earned college credit, bypassing the need for a remedial course.



- Students in developmental math courses experienced challenges due to the COVID-19 pandemic, but success rates in these courses are showing signs of improvement. For the 2021 New Student Cohort, 58% of the credit hours in developmental math attempted were completed successfully, an improvement from the 48% in the 2019 cohort. Male students outperformed female students with developmental math success rates of 63% compared to 56%.

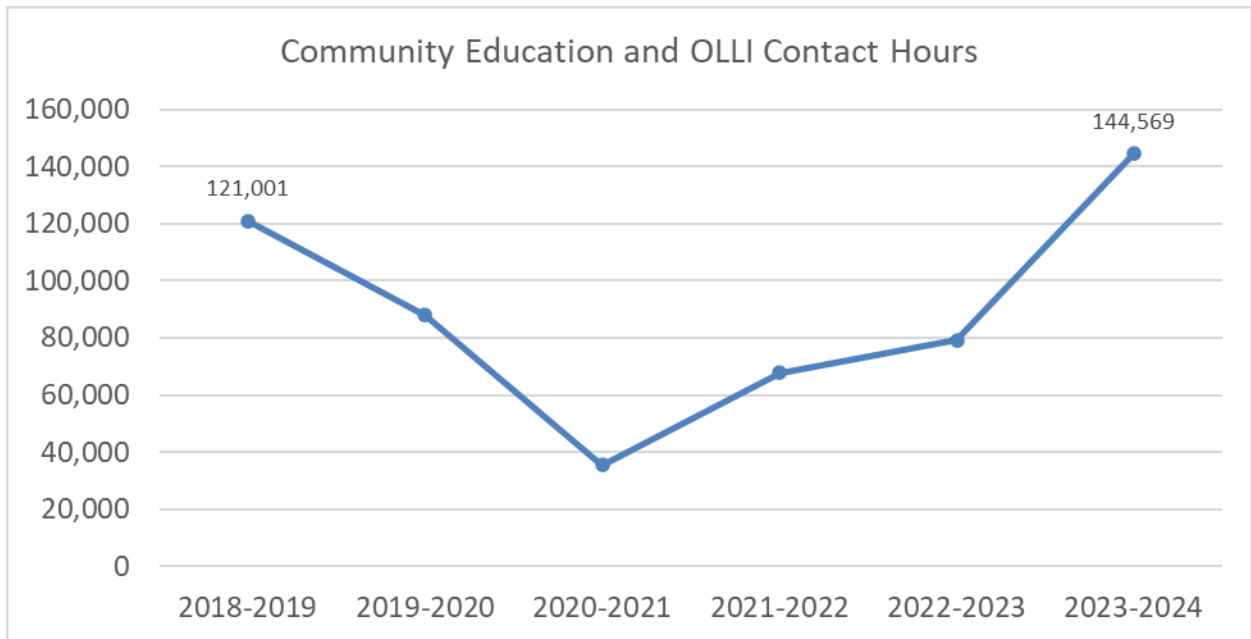


Source: Yavapai College 2024 Strategic Vision Outcomes Report

4. Lifelong Learners have access to a variety of learning opportunities.

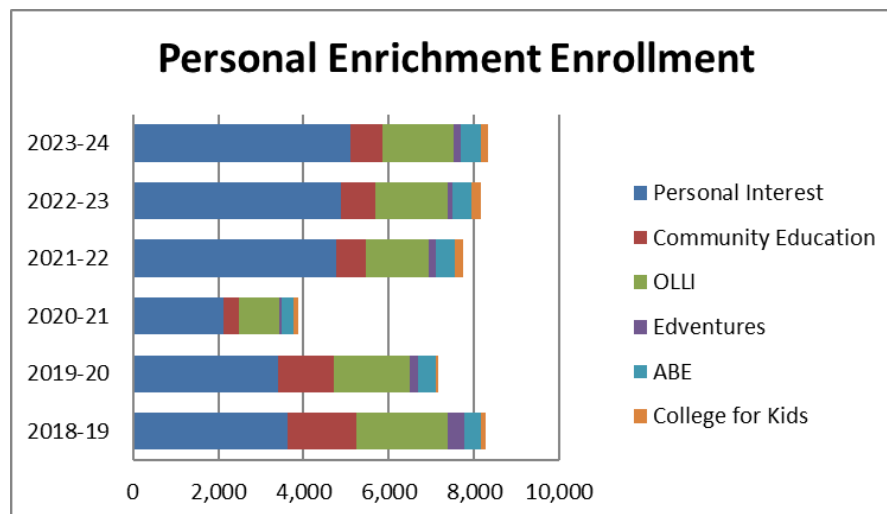
Lifelong Learners Outcomes

- Community members take credit and non-credit courses and participate in the Osher Lifelong Learning Institute (OLLI) for personal enrichment. Contact hours in the graph below indicate that the Community Education and OLLI programs have not only recovered to pre-pandemic levels but have also shown additional growth.



Sources: Office of Institutional Effectiveness and Research, Division of Lifelong Learning enrollment

- In 2023-24, there were 8,314 lifelong learners enrolled in a variety of personal enrichment opportunities like credit courses, community education, OLLI, Edventures, and adult basic education. Like contact hours, these programs have shown a return to pre-pandemic numbers of students.



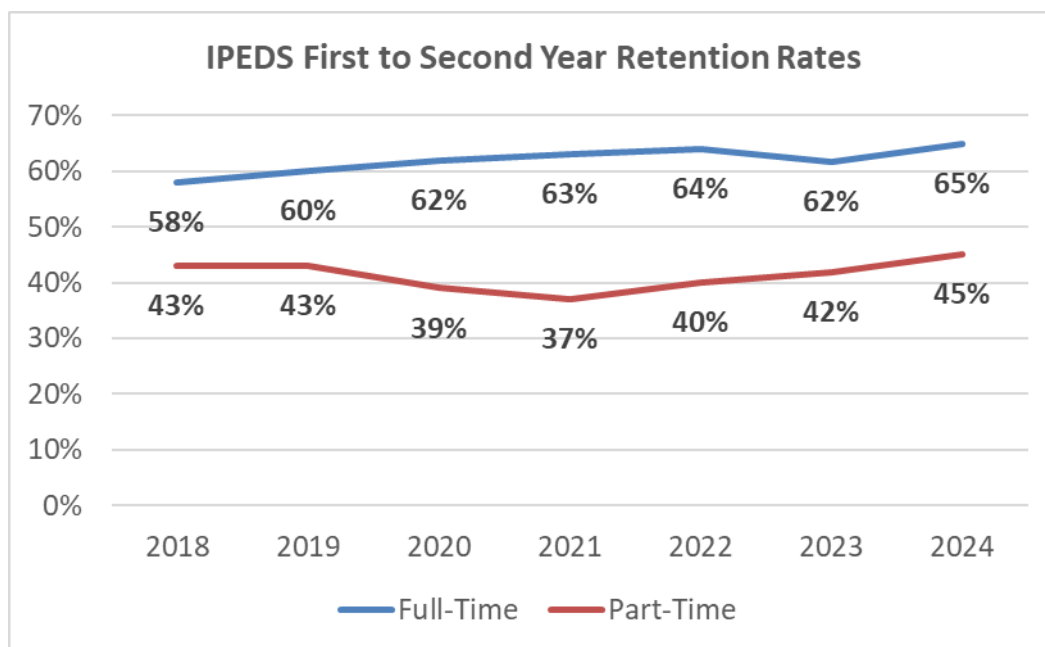
Sources: Office of Institutional Effectiveness and Research

5. Students maximize their ability to complete courses, persist through program or course completion, and achieve their educational goals.

Student Success Outcomes

Retention

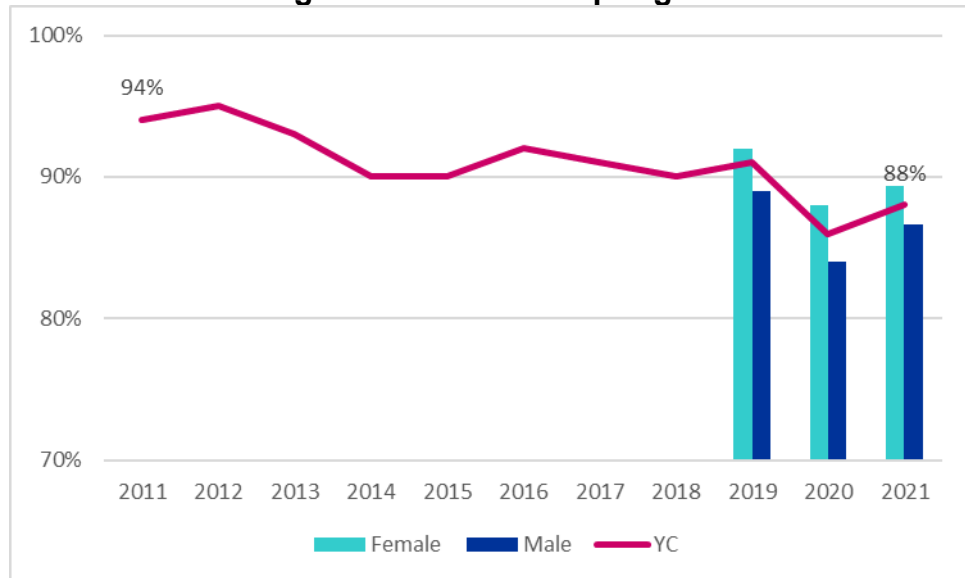
- A key element in fostering student success is retaining students. Yavapai College tracks retention through its participation in the Arizona Strategic Vision Project and the federal Integrated Postsecondary Educational Data Survey (IPEDS). Each report offers slightly different ways of measuring outcomes.
- Yavapai College's fall-to-fall retention rate for first time/full-time degree students improved slightly (65%) from last year's rate of 62% and represents the highest rate since 2018.
- New part-time student rates continued to trend upward for the third consecutive year with a fall-to-fall retention rate of 45% and similarly represents the highest rate since 2018.



Source: Office of Institutional Effectiveness and Research

- YC's fall 21 to spring 22 persistence rate for the credential-seeking cohort was 88%, and 73% of them returned the following fall. YC's persistence rates are substantially higher than the national comparison (62%), likely because the latter is not limited to credential seeking students. YC's rates are like the statewide averages 90% (fall-to-spring) and 76% (fall-to-fall).

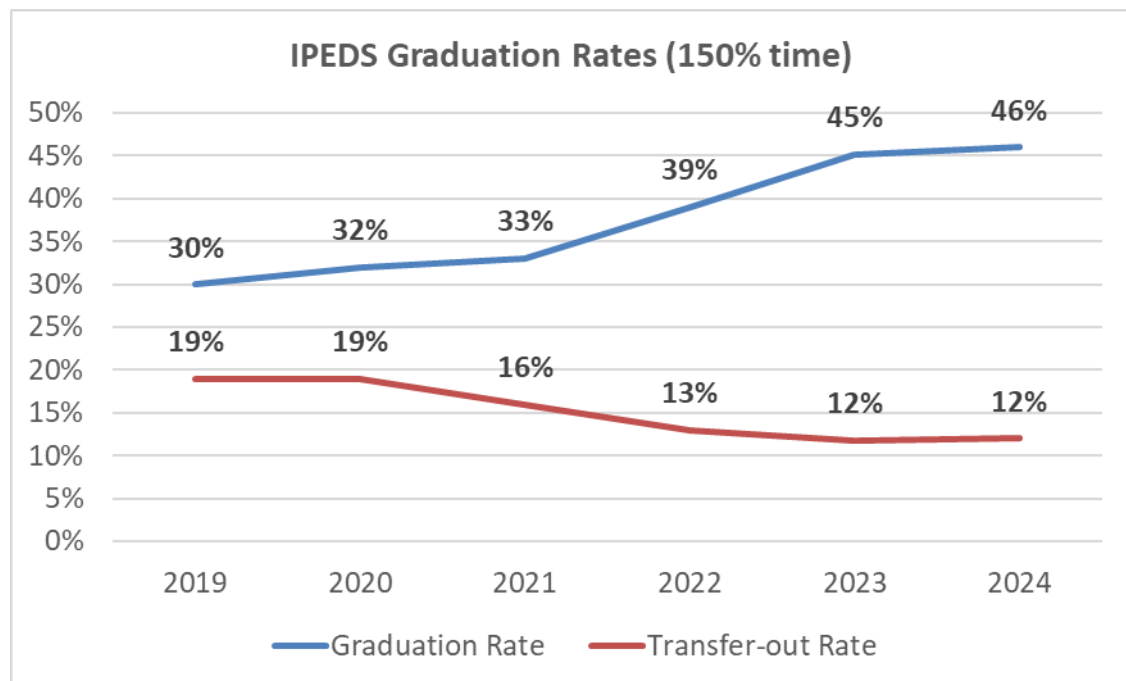
Credential Seeking Students Fall to Spring Persistence Rates



Source: Yavapai College 2024 Strategic Vision Outcomes Report

Completions

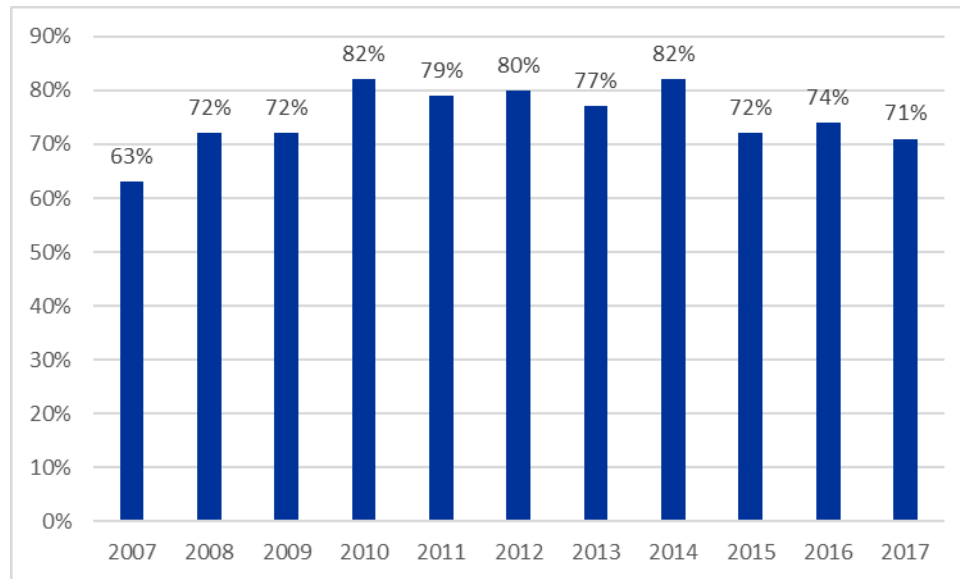
- YC's new, full-time student graduation rates are trending upward, reaching an all-time high of 46% in 2024. YC's Promise program had the most significant impact on increasing the full-time graduation rate. Transfer-out rates have declined in recent years and were at 12% in 2024.



Source: Office of Institutional Effectiveness and Research

- Seventy-one percent of learners in YC's 2017 Credential-Seeking Cohort achieved a successful outcome within 6 years. This includes students that were awarded a degree or certificate, transferred without a degree or certificate, or were still enrolled after six years. YC's successful outcomes are substantially higher than the Arizona community college average of 58%.

Percent of Learners Achieving a Successful Outcome



Source: Yavapai College 2024 Strategic Vision Outcomes Report