

Student Outcomes Updated March 2022

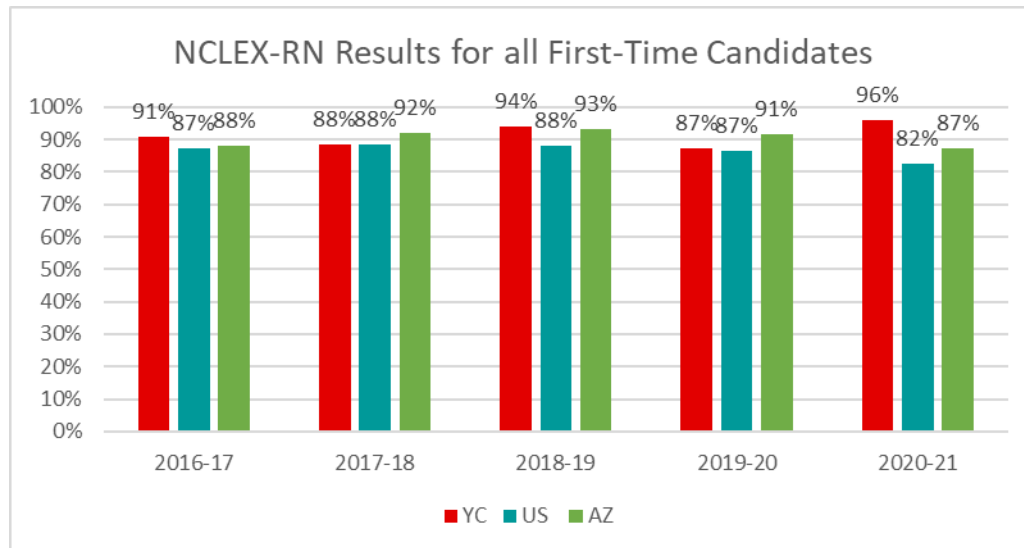
Priority 1: Education

Yavapai College values, supports, and assesses student success and achievement. The College's strategic, educational, and other plans shall be designed to achieve the following Governing Board expectations for student success:

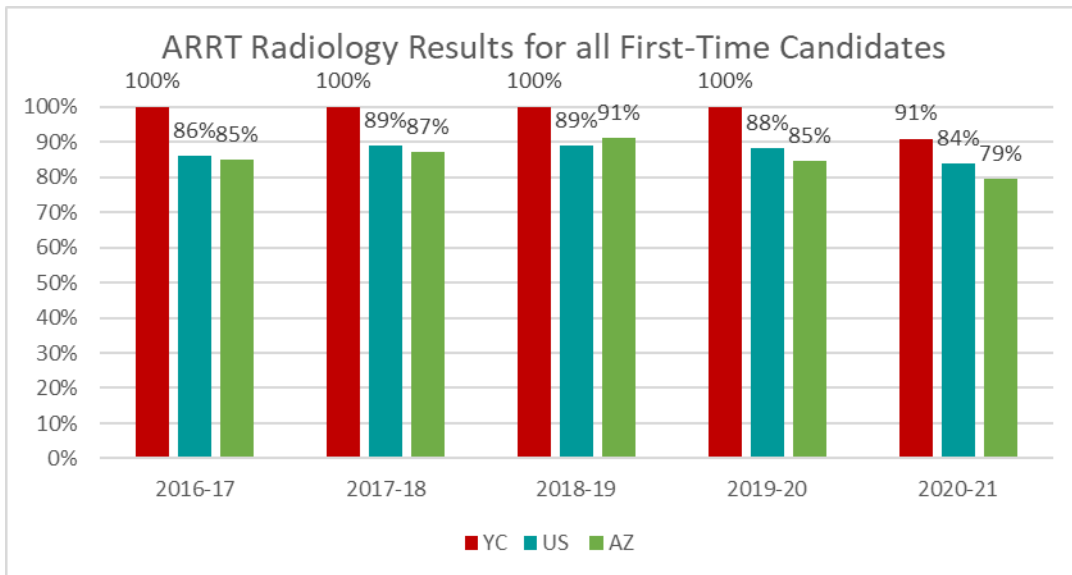
1. **Students demonstrate success in career and technical education that prepares them for employment success.**

Career and Technical Outcomes

- Yavapai College enjoys strong partnerships with Joint Technology and Education Districts within the county. Area High School students are afforded earlier (dual and concurrent enrollment) and increased opportunities to attain qualifications, skills, and abilities in technical fields.
- Yavapai College degree and certificate completers have licensure exams and industry certification pass rates that regularly are higher than state and national averages. This success is due, in part, to industry advisory boards that many of our Career and Technical programs utilize.



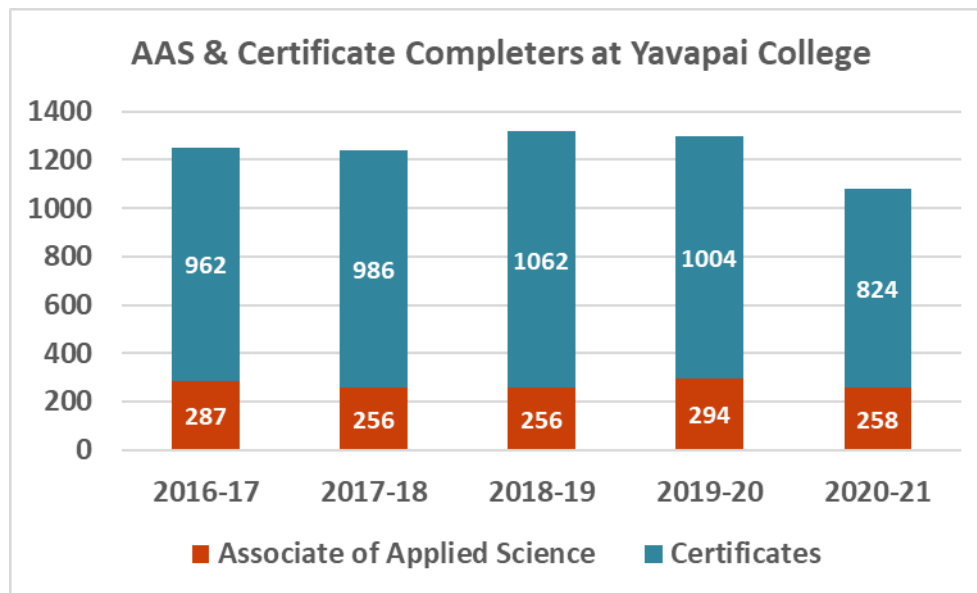
Source: National Council of State Boards, National Council Licensure Examination (NCLEX) 2021



Source: American Registry of Radiologic Licensure Examination (ARRT) 2021

- Over the past five years, Yavapai College has averaged over 1,200 students annually earning an AAS degree or certificate. The 2020-21 graduating class was dramatically impacted by the Covid-19 pandemic when most courses moved to an online delivery method.

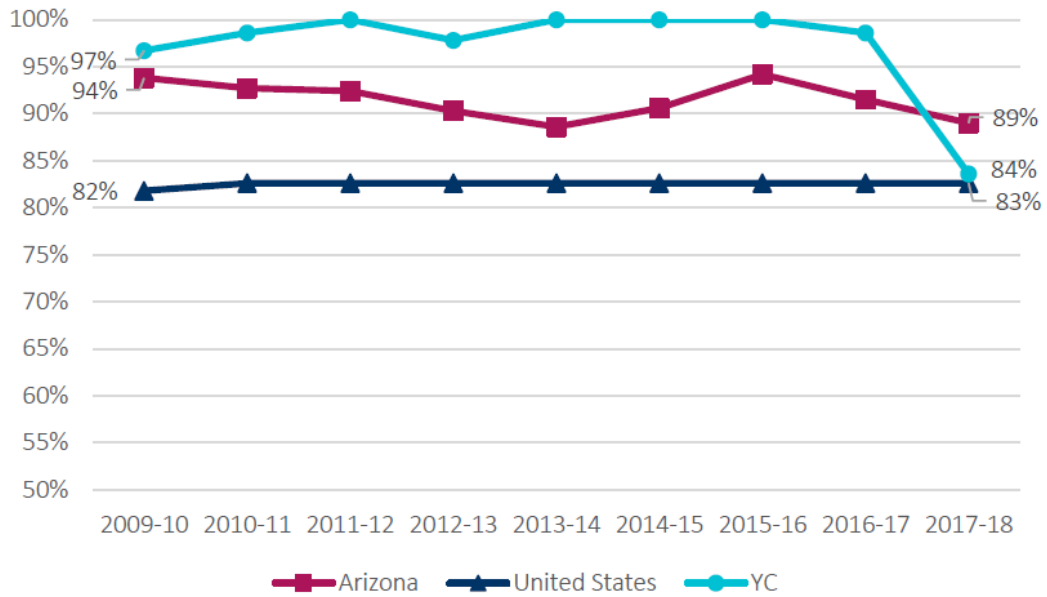
Compilation of AAS and Certificate Completers at Yavapai College:



Source: Yavapai College Office of Institutional Effectiveness and Research

- Of all learners in YC's 2017-18 Occupational Cohort who took a technical skill or end-of-program assessment up to one year after college exit, 84% passed the assessment and/or earned an industry-recognized credential.

Percent of Occupational Learners Earning Industry-Recognized Credentials

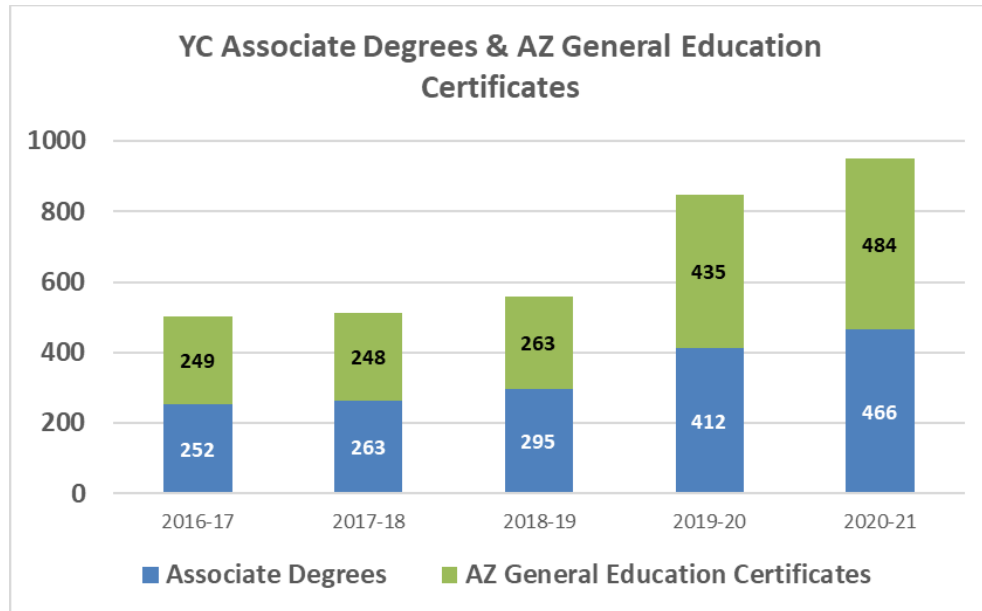


Source: Yavapai College 2021 Strategic Vision Outcomes Report

2. Students demonstrate success in transfer-level courses and are prepared to succeed at transfer institutions.

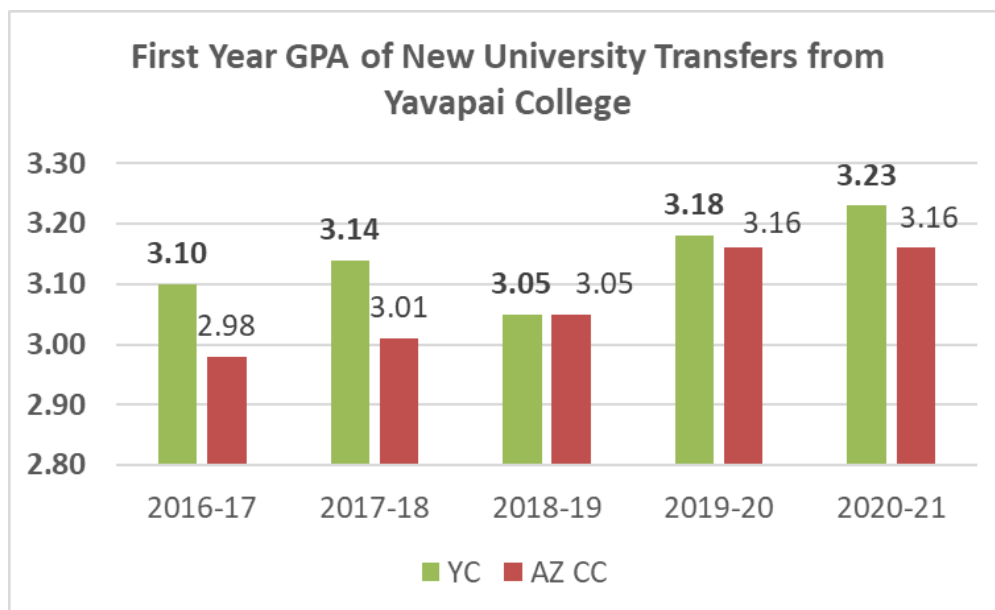
Transfer Outcomes

- In 2020-21, there were 466 associate degree awards and 484 students earning Arizona General Education Certificates.



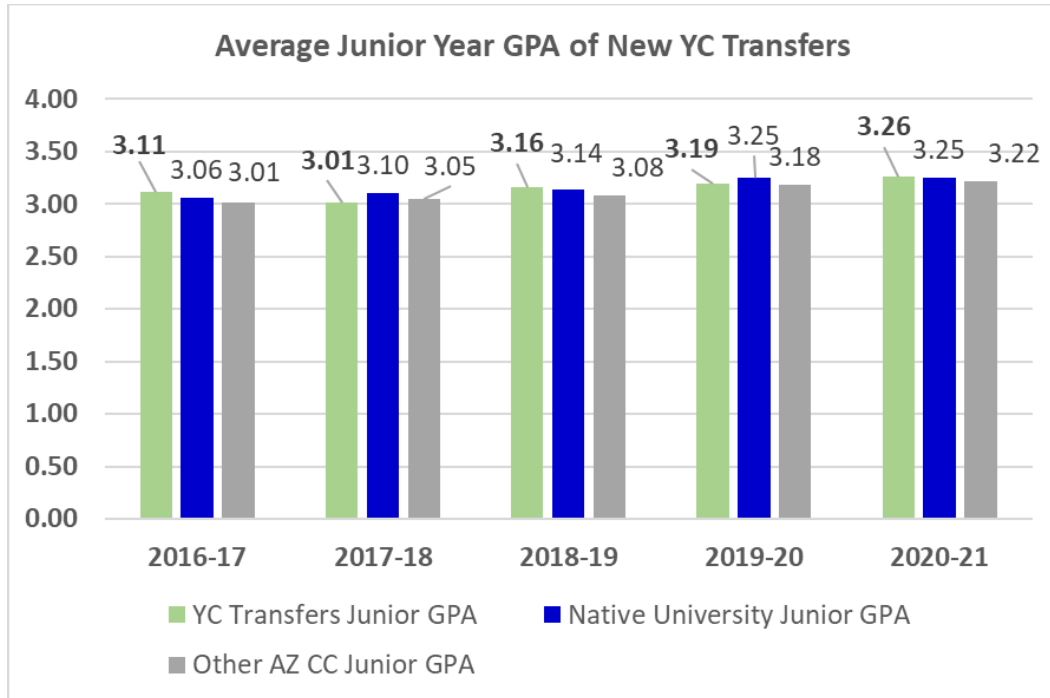
Source: Yavapai College Office of Institutional Effectiveness and Research

- YC students transferring to public Arizona universities consistently perform at or above the national median for first-year grade point average, and above the AZ community college average.



Source: AZ Transfer, ASSIST 2021

- Yavapai College students are well prepared to succeed upon transfer. YC transfer students perform on par with both native university students as well as other AZ community colleges.

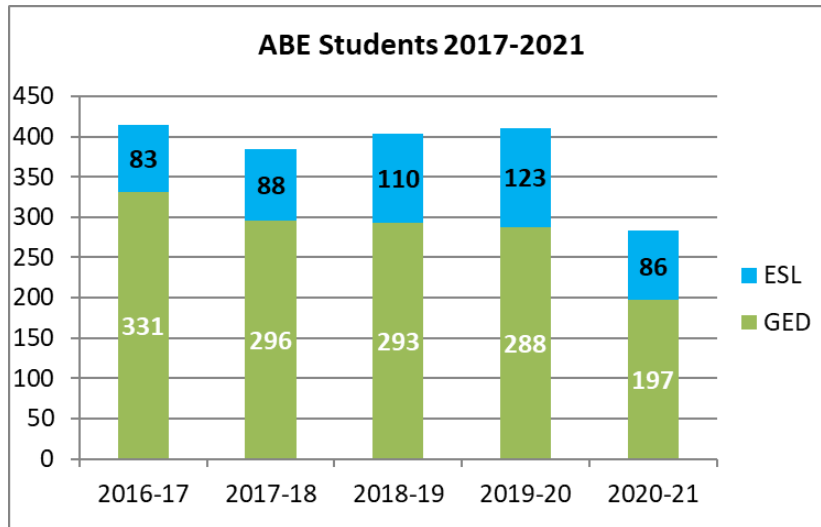


Source: Arizona State System for Information on Student Transfer (ASSIST), 2021

3. Students demonstrate success in basic skills courses and are prepared to succeed in college-level courses.

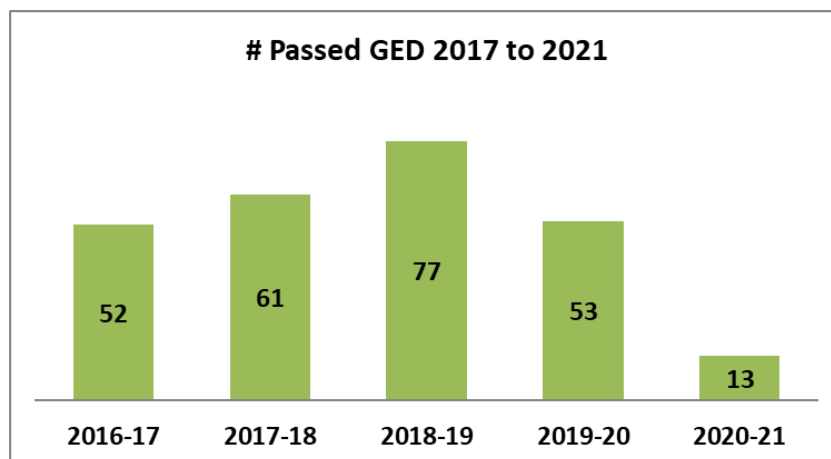
Basic Skills Outcomes

- Prior to Covid-19 pandemic, the College served an average of 400 Adult Basic Education (ABE) students per year with 75% working towards a GED and 25% focused on English language learning.
- There has been an average of 48 GED completers each year from the ABE program over the past five years.



Source: ABE Program Federal Compliance Data

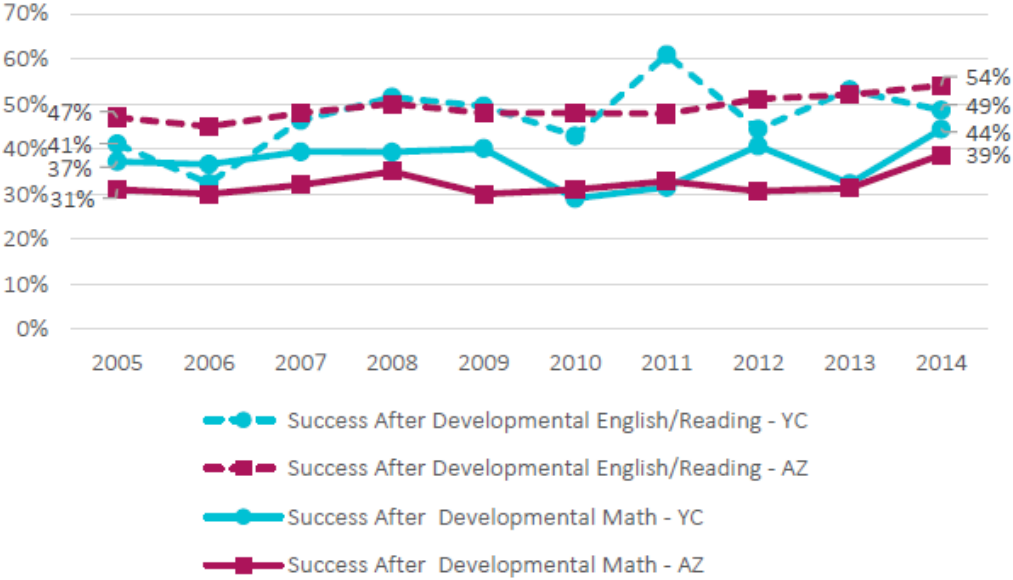
- Prior to the Covid-19 pandemic there was an average of 61 GED completers each of the past four years. Beginning with the graduating class of 2017, AZ House Bill 2064 required graduates to pass a prerequisite civics test. While the College had online GED assessment testing in FY21, there was no online version of the civics tests, so YC students could not complete the equivalency graduation requirements.



Source: ABE Program Federal Compliance Data

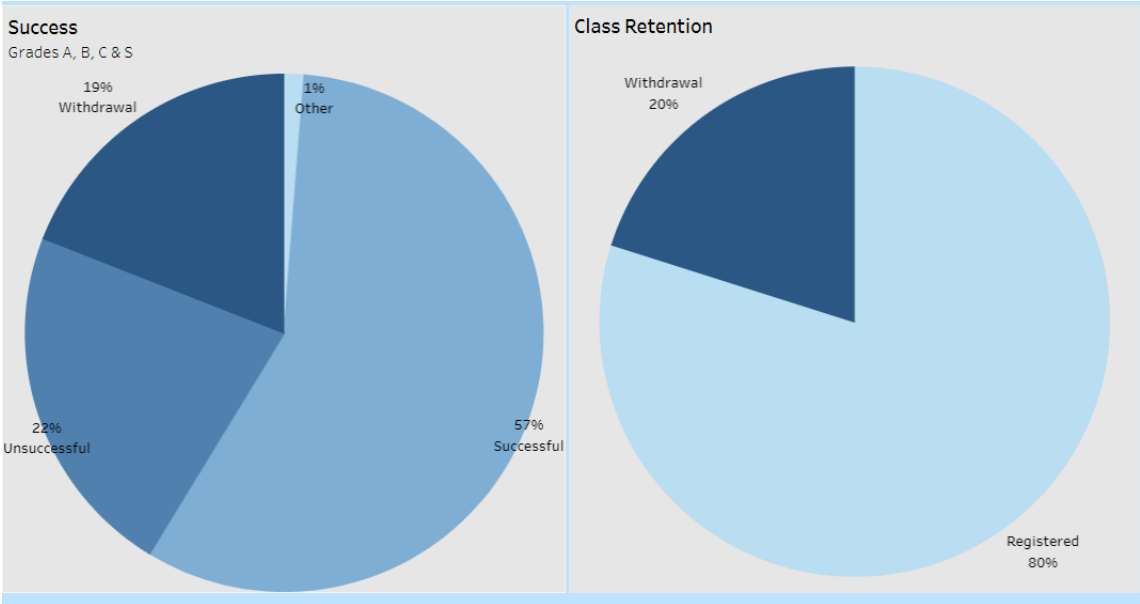
- After six years, 49% of developmental English learners in YC’s 2014 New Student Cohort successfully completed a college-level course in English, and 44% of developmental math learners in the same cohort completed a college-level math course. These success rates after developmental education rates are similar to national averages.

Success After Developmental Education



- Beginning in fall 2019, YC began offering sections English 101A where students that traditionally would have been put into a remedial section are put into a college-level course with embedded support to help students be successful and earn college credit upon successful completion. Fifty-seven percent of students were successful and earned college credit without have to take an additional three credit course.

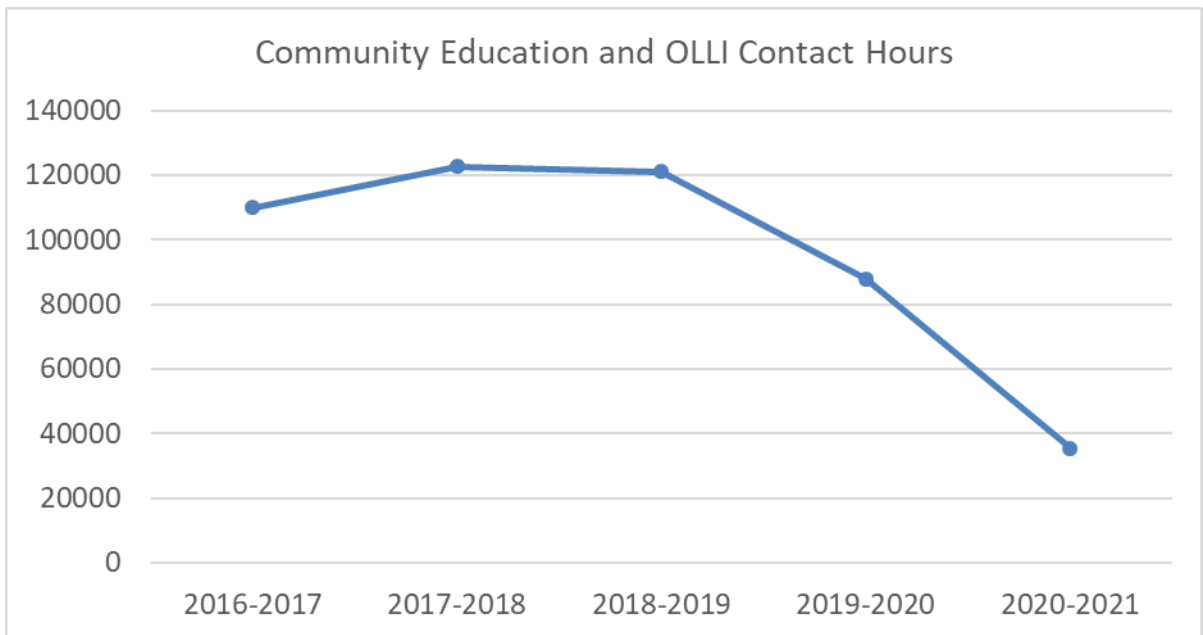
**Alternatives to Traditional Remedial Coursework
English 101A**



4. Lifelong Learners have access to a variety of learning opportunities.

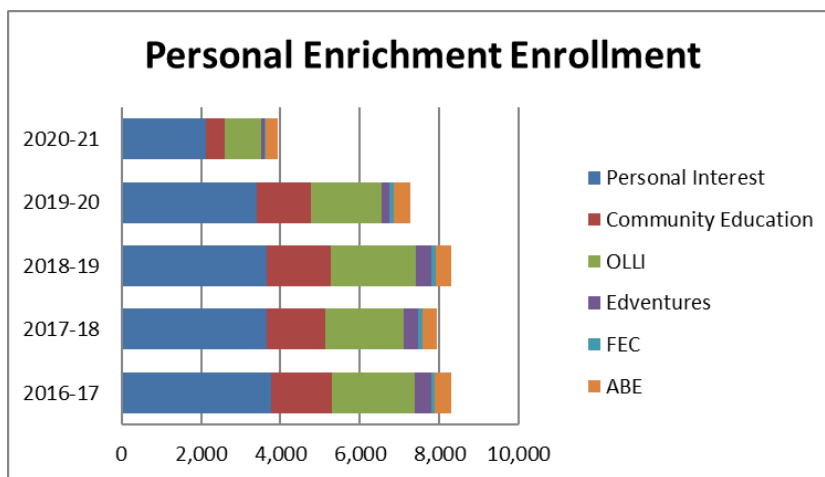
Lifelong Learners Outcomes

- Community members take credit and non-credit courses and participate in the Osher Lifelong Learning Institute (OLLI) for personal enrichment.
- Community Education Non-Credit and OLLI contact hour enrollments showed steady growth prior to Covid-19. The pandemic has had a significant impact on lifelong learners.



Sources: Office of Institutional Effectiveness and Research, Division of Lifelong Learning enrollment

- In 2020-21, there were 3,992 lifelong learners enrolled in a variety of personal enrichment opportunities like credit courses, community education, OLLI, Edventures, and adult basic education. As shown in the chart below, personal enrichment enrollments were severely impacted by the Covid-19 pandemic.



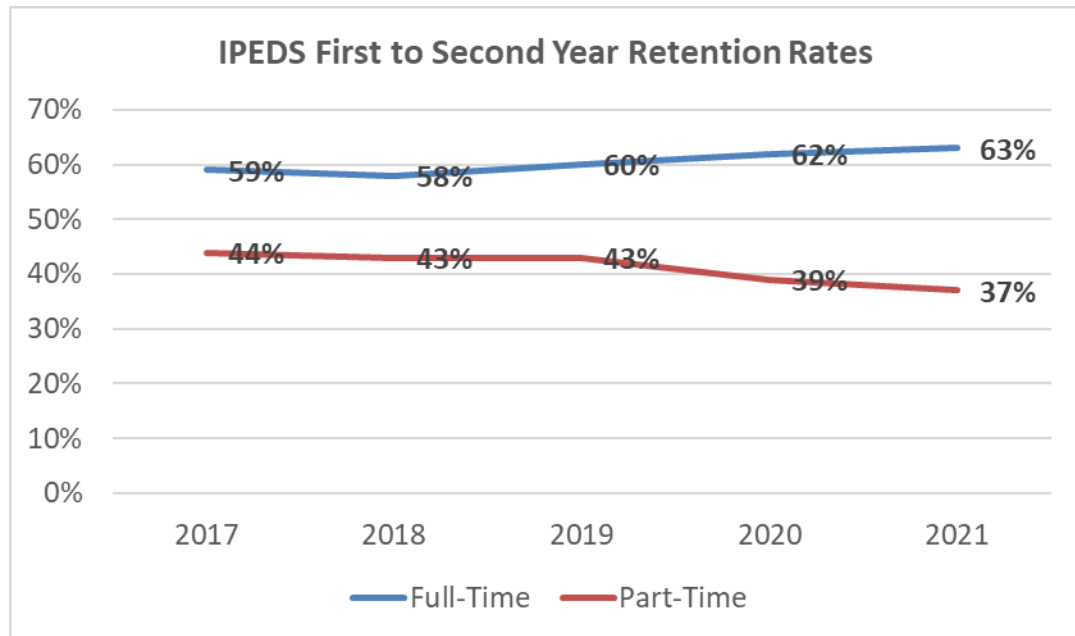
Sources: Office of Institutional Effectiveness and Research

5. Students maximize their ability to complete courses, persist through program or course completion, and achieve their educational goals.

Student Success Outcomes

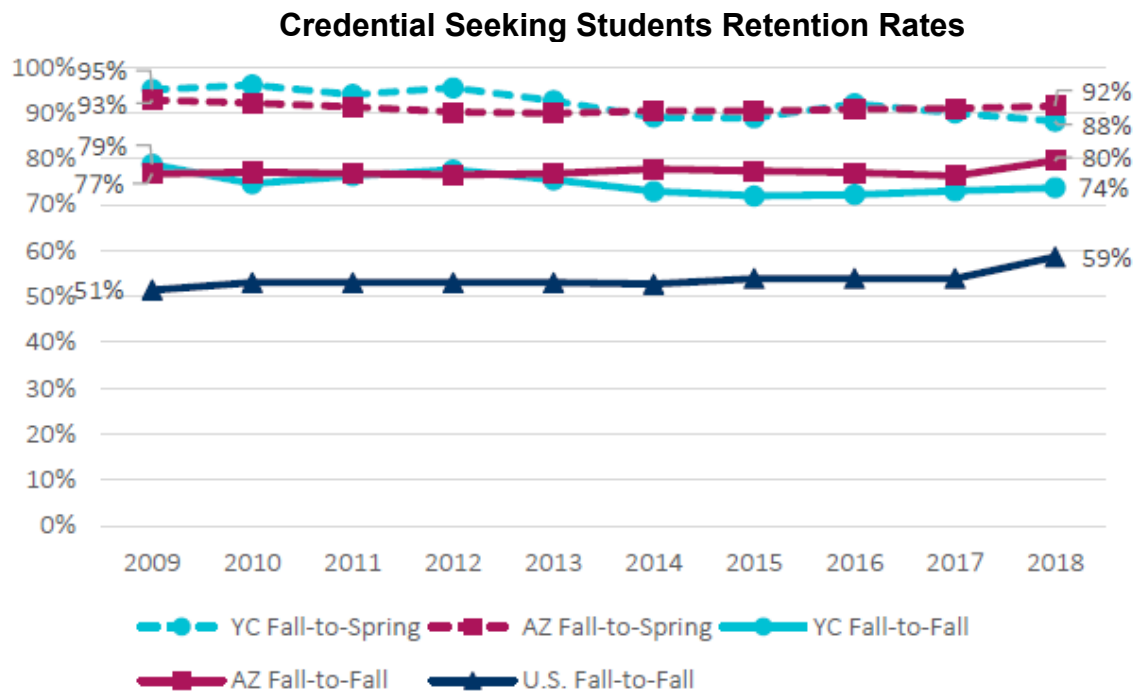
Retention

- A key element in fostering student success is retaining students. Yavapai College tracks retention through its participation in the Arizona Strategic Vision Project and the federal Integrated Postsecondary Educational Data Survey (IPEDS).
- Yavapai College’s fall-to-fall retention rate for students classified as first time/full-time degree has been rising and reached an all-time high of 63% in fall 2021.
- New part-time student rates have been trending downward with a fall-to-fall retention rate of 37%.



Source: IPEDS

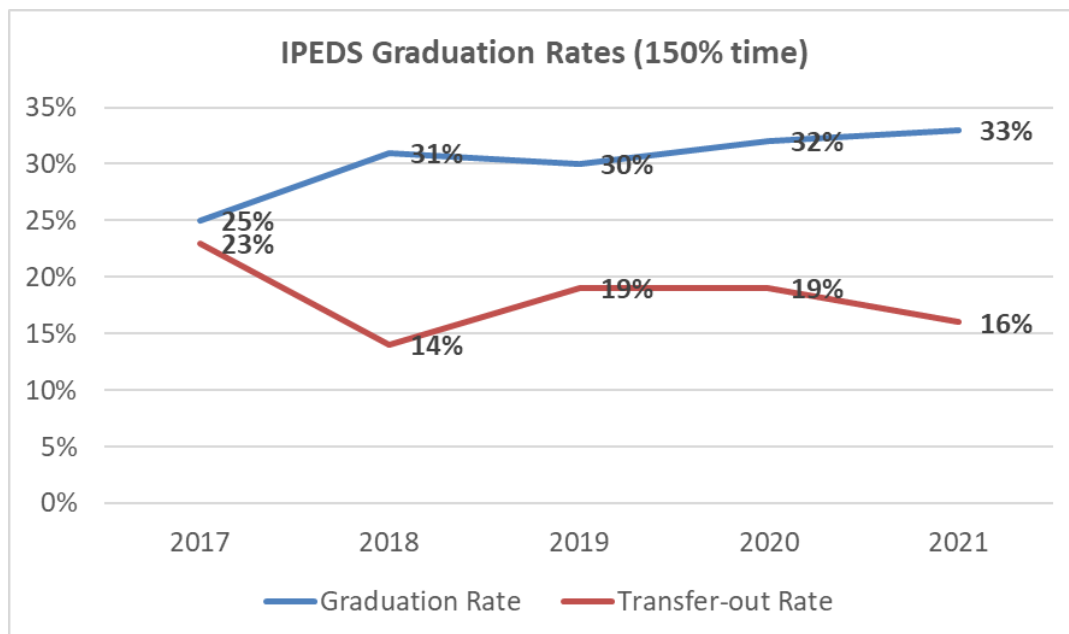
- YC's fall18 to spring19 retention rate for the credential-seeking cohort was 88%, and 74% of them returned the following fall.



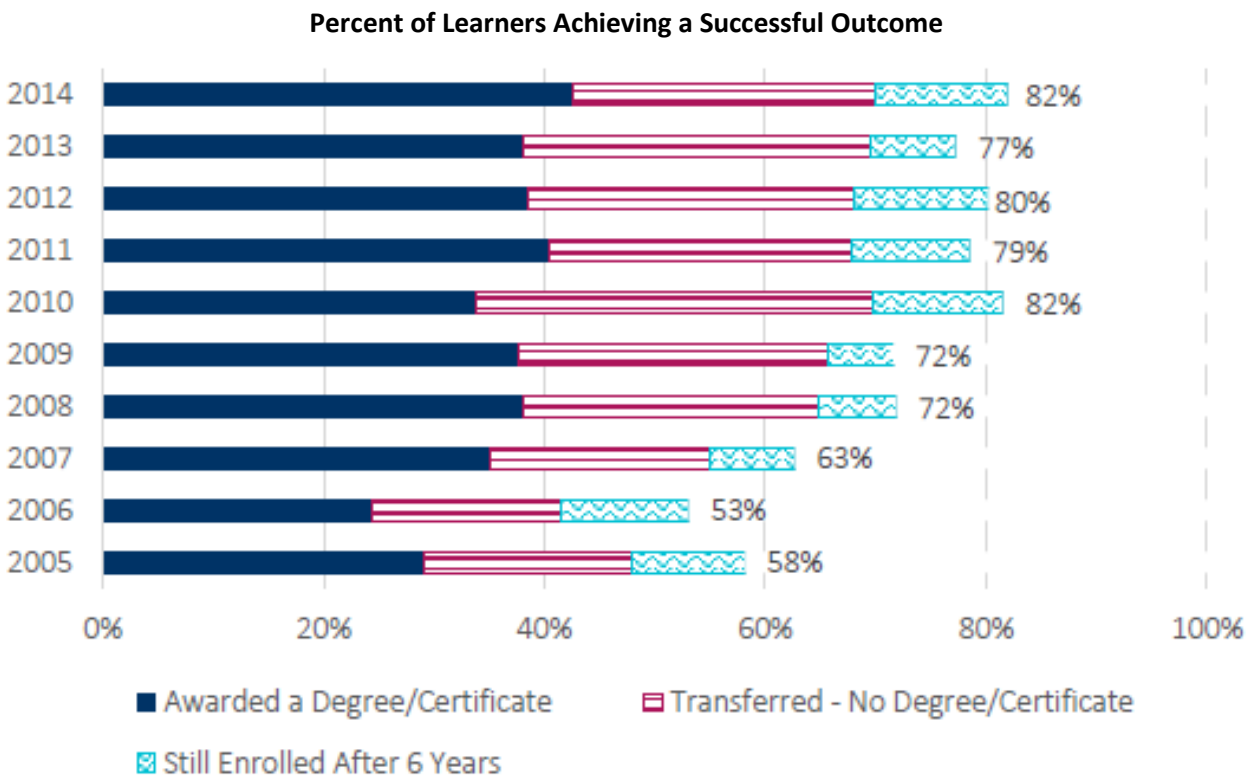
Source: Credential-Seeking Cohort, AZ Strategic Vision, 2021.

Completions

- YC's new, full-time student graduation rates are trending upward and reached a high of 33% in 2021. Transfer-out rates have declined in recent years and was at 16% in 2021.



- Eighty-two percent of learners in YC’s 2014 Credential-Seeking Cohort achieved a successful outcome within 6 years. YC’s successful outcomes is substantially higher than the Arizona community college average of 62%.



Source: Yavapai College 2021 Strategic Vision Outcomes Report

6. Students maximize their ability to complete courses, persist through program or course completion, and achieve their educational goals.

Student Resources

Financial Aid

The Financial Aid team at Yavapai College is here to help a diverse population to reach their potential by providing leadership and access to all tools and knowledge they need to make the best decisions on how to fund their education, and achieve their academic goals.

In 20-21 the Financial Aid office continued to oversee the distribution of CARES Act Grant funds per the Executive Leadership team direction and in accordance to everchanging guidance provided by the Department of Education. By June 30, 2021, Yavapai College Financial Aid awarded nearly \$1.8 Million in emergency Cares Grants and CCRSAA funds to students to help with additional costs students incurred due to Covid-19. Distribution of these grants continued into 2021-22, with an additional \$4.8 Million in Higher Education Emergency Relief funds distributed by December 31, 2021. Overall, through December 31, 2021, a total \$6.56 Million was awarded to 5,557 individual students throughout the district for immediate help to pay for their rent, food, technological access and other Cost of Attendance essentials as they navigated their education through a pandemic.

In addition, in 20-21 Yavapai College processed 8516 Free Applications for Federal Student Aid (FAFSA) awarding almost \$6.4 million in PELL grants. All this resulted in a reduction in student loan borrowing, once over \$8.0 Million annually, to just over \$2.4 Million in 20-21. We also awarded over \$667,000 in Yavapai Foundation Scholarships throughout the district in 2020-21.

This, along with other default prevention measures, has reduced the Yavapai College Cohort default rate, once over 25%, to 12.5% prior to the pandemic relief granted by the CARES act. This is also a result of third party partnership with Student Connections who, in conjunction with the Financial Aid office, has sought to ensure that student and parent borrowers are aware of their rights and responsibilities as a student loan borrower.

FAFSA Workshops In the fall of 2020, and Spring of 2021, were severely limited due to the pandemic. Many High Schools decided to cancel the workshops or only provide remote workshops for students and parents. In addition, in October, the Department of Education provided 2 FAFSA line by line remote FAFSA workshops for students and parents that we helped promote to students and prospective students.

During 2020-21 The Financial Aid team provided FAFSA completion Workshops for the following schools either remotely or in-person.

9/16/2020 Bradshaw Mountain - FA presentation (remote)

10/19/2020 Ashfork HS (remote)

10/19/2020 Bagdad HS

10/21/2020 Bradshaw Mountain HS College Fair (FAFSA remote)

10/22/2020 Canyon View HS (Cancelled)

10/28/2020 AAEC

11/14/2020 YC Open House FAFSA presentation

11/9/2020 Prescott High School (remote)